

Judicial Branch of Arizona in Maricopa County



Superior and Justice Courts Adult and Juvenile Probation

Annual Report
Fiscal Year 2014
July 1, 2013—June 30, 2014




Table of Contents

Presiding Judge/ Court Administrator	3
FY2010 - FY 2014 Trends	6
FY 2014 Filings and Terminations	7
Judicial Officers	14
Special Events, Awards and Occasions	18
Problem Solving Courts	22
Justice Courts	24
Civil	28
Tax	31
Probate and Mental Health	32
Criminal	34
Adult Probation	38
Court Interpretation	41
Family	42
Alternative Dispute Resolution	45
Juvenile	46
Juvenile Probation	50
Regional Courts	54
Public Access to Court Services	57
Office of the Jury Commissioner	59
Media and Community Relations	60
Court Technology Services	62
Human Resources	64

Mission Statement



Mission | The Mission of the SUPERIOR COURT is to provide equal justice under law to litigants, defendants, victims, and the public so they can resolve disputes.

Vision | The Superior Court of Arizona in Maricopa County will be the leader in delivering justice through innovation and effective programs.

Values |
 Fairness and Impartiality
 Transparency
 Efficiency
 Integrity
 Equal Access to Justice

Strategic Issues |
 Changing Workforce
 Increased workload and case complexity
 Public Access and Community Education
 Technology
 Unnecessary Delay

Judicial Branch Leadership

Presiding Judge
 Norman J. Davis
 Associate Presiding Judge
 Janet E. Barton
 Court Administrator
 Raymond L. Billotte

Judicial Branch of Maricopa County

We are pleased to provide the 2013–2014 Annual Report of the Judicial Branch of Arizona in Maricopa County and to share highlights accomplished during the year.

Our Probate/Mental Health Department initiated sweeping reforms designed to enhance protections of vulnerable adults – overhauling court processes, streamlining case management techniques, expanding the Probate Alternative Dispute Resolution and Mediation Program to improve settlement rates and enhance judicial oversight of contested cases. In July, the Superior Court received the Justice Achievement Award from the National Associate for Court Management for its dedication in restoring public trust and confidence in the judiciary.

Maricopa County Juvenile Court opened a Cradle to Crayons Child Welfare Center at the Juvenile–Southeast Mesa facility due to the success of the program at the Juvenile–Durango Phoenix facility. Additionally, Maricopa County finalized 300 adoptions on National Adoption Day. Juvenile Court celebrated its first annual Family Reunification Day by honoring those parents who have successfully reunited with their children.

Juvenile Probation partnered with the Maricopa County Education Service Agency, Arizona Department of Juvenile Corrections, and the Maricopa County Human Services Department to help disconnected youth, those not involved in school or work, with an initiative titled, “Building Futures: A Second Act,” to build more efficient systems of care through multi-agency collaboration.

Due to marked growth, the Court received three new judicial divisions to assist Juvenile with increased Dependency filings and to assist Criminal with increased trial rates. This will increase our judicial divisions to 98.

The Judicial Branch began an initiative to establish an education and internal curriculum for court employees. In addition, a community outreach plan was established to provide accurate information to the public about the court.

Technology is constantly changing and the court is keeping pace. Streamlining electronic processes benefits all users of the court system. Initial Appearance Court transmits information to Superior, Justice and Municipal courts and has been for over a year, minimizing the need for printing and mailing. This year the IA Summons process went completely paperless – producing electronic Orders of Release and Orders Regarding Appointment of Counsel. Additionally, the Electronic Search Warrant application was expanded beyond the pilot project with the Phoenix Police Department, allowing new participating agencies to utilize the system.

Our Law Library and Self-Service Center are currently being re-engineered to expand electronic legal research, provide targeted legal resources to the public, and enhance the ability of the public to access court services. This year the first phase of intelligent forms for small estate transfers was completed and added to the court’s Intelligent Forms library.


Our Self-Service Center also initiated a project offering on-line fillable forms to its court customers. While the project involves a specific selection of forms, the feedback gathered will be used to expand the selection and ensure a smooth transition from the current modifiable Word format and hard copy forms to the electronic fillable form system.

On behalf of the Judicial Branch, we wish to thank the citizens of Maricopa County and the Maricopa County Board of Supervisors for your support. Maricopa County continues to be recognized as a National Court of Excellence due to the dedication and commitment of our Judges, Commissioners, employees, and justice system partners.



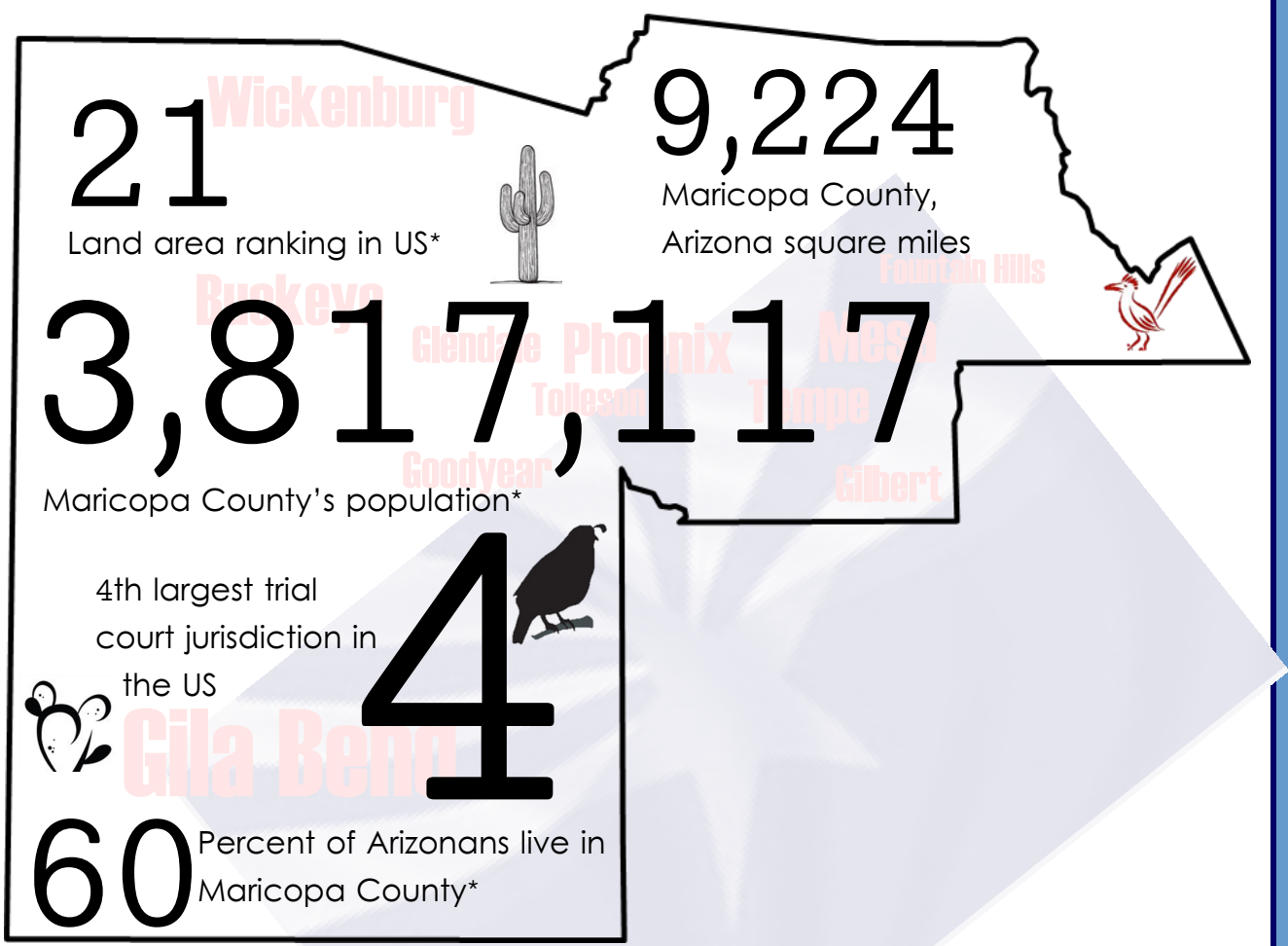
Raymond L. Billotte

Court Administrator



Hon. Norman J. Davis
Presiding Judge

Maricopa County Demographics



*Data from 2010 US Census Fact for Maricopa County

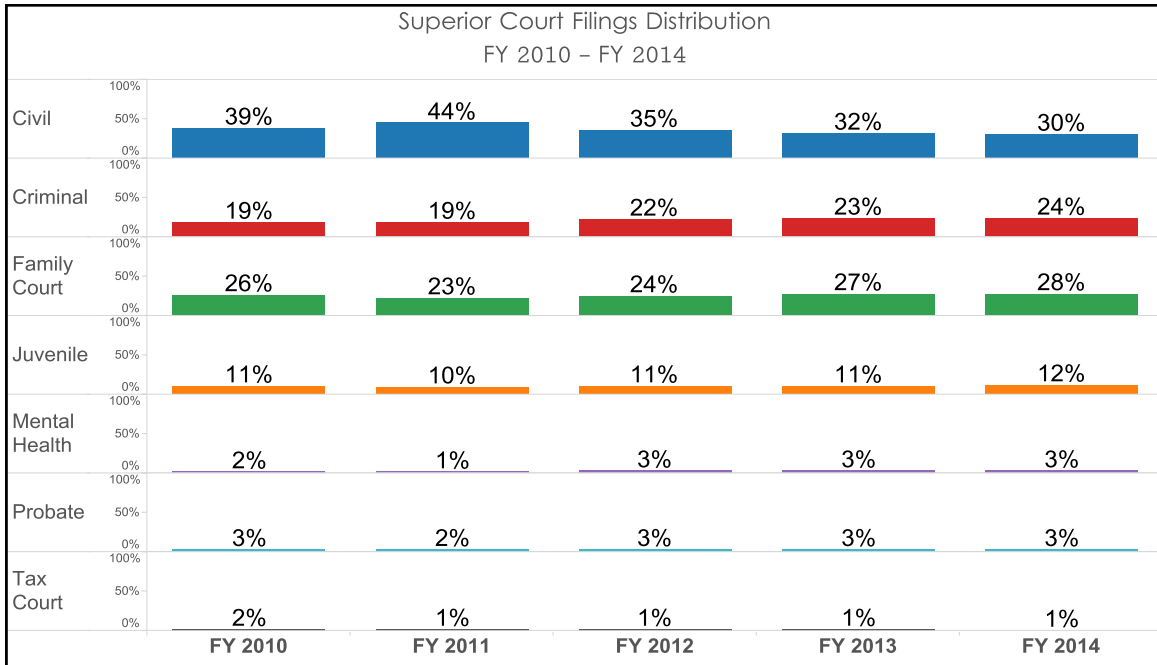



Statistical Trends

Fiscal Year 2014

Total Filings 204,578

Superior Court Filings
FY 2014



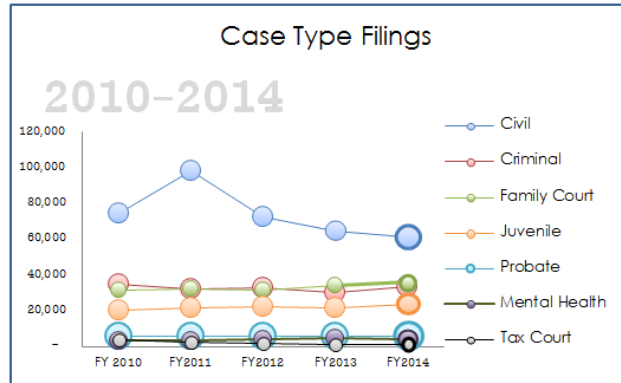
Statistical Trends

Fiscal Years 2010-2014

Case Type Filings					
DEPT	FY 2014	FY CHANGE FY13 - FY14		5 YEAR CHANGE FY10 - FY14	
		FY 2013	% Change	FY 2010	% Change
Civil	61,308	64,743	-5%	74,110	-17%
Criminal*	33,388	30,288	10%	34,538	-3%
Family Court**	35,759	33,882	6%	31,527	13%
Juvenile	23,813	21,805	9%	20,273	17%
Probate	5,736	5,811	-1%	5,469	5%
Mental Health	6,490	6,416	1%	3,077	111%
Tax	1,104	1,344	-18%	3,382	-67%

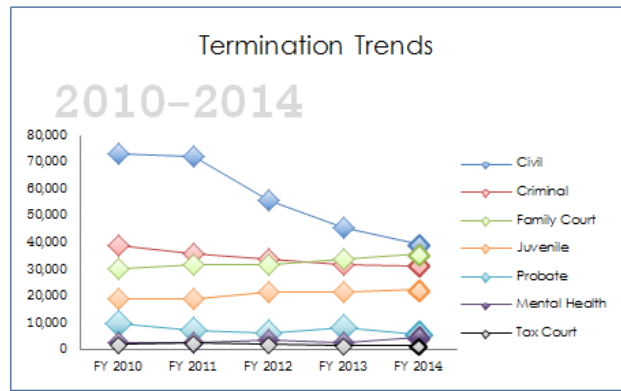
*Criminal does not include PTR or PCR

** Family Court is Pre Decree only

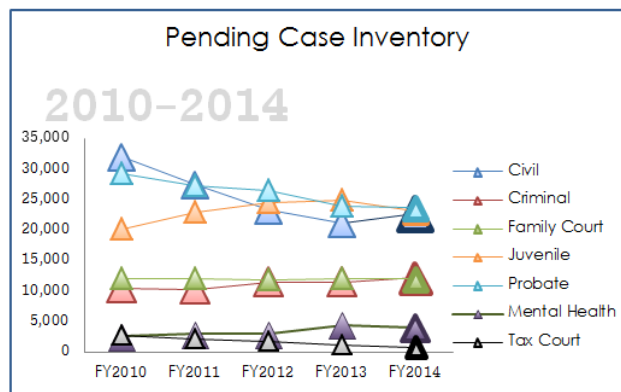


Case Type Terminations					
DEPT	FY 2014	FY CHANGE FY13 - FY14		5 YEAR CHANGE FY10 - FY14	
		FY 2013	% Change	FY 2010	% Change
Civil	39,342	45,442	-13%	60,518	-35%
Criminal	31,618	32,014	-1%	38,889	-19%
Family Court*	35,841	33,775	6%	30,178	19%
Juvenile	22,552	21,653	4%	20,920	8%
Probate	6,005	8,449	-29%	6,103	-2%
Mental Health	4,734	2,893	64%	2,847	66%
Tax	1,513	1,837	-18%	1,494	1%

*Family Court is Pre Decree only

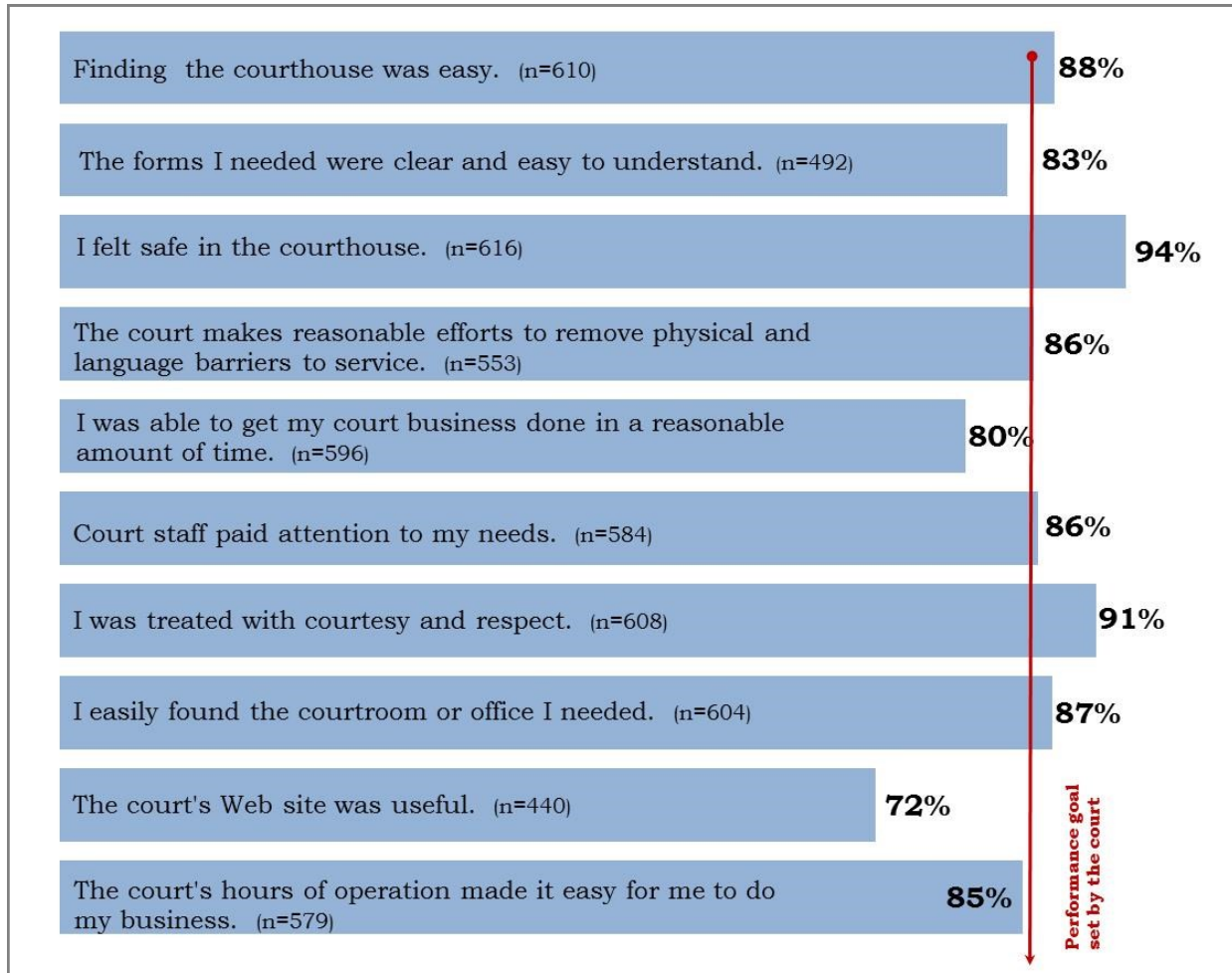


Case Type Pending Inventory					
DEPT	FY 2014	FY CHANGE FY13 - FY14		5 YEAR CHANGE FY10 - FY14	
		FY 2013	% Change	FY 2010	% Change
Civil	22,791	21,097	8%	32,004	-29%
Criminal	12,209	11,523	6%	10,439	17%
Family Court	12,015	12,097	-1%	12,038	0%
Juvenile	23,081	24,953	-8%	20,250	14%
Probate	23,664	23,933	-1%	29,252	-19%
Mental Health	4,028	4,475	-10%	2,649	52%
Tax	786	1,195	-34%	2,750	-71%

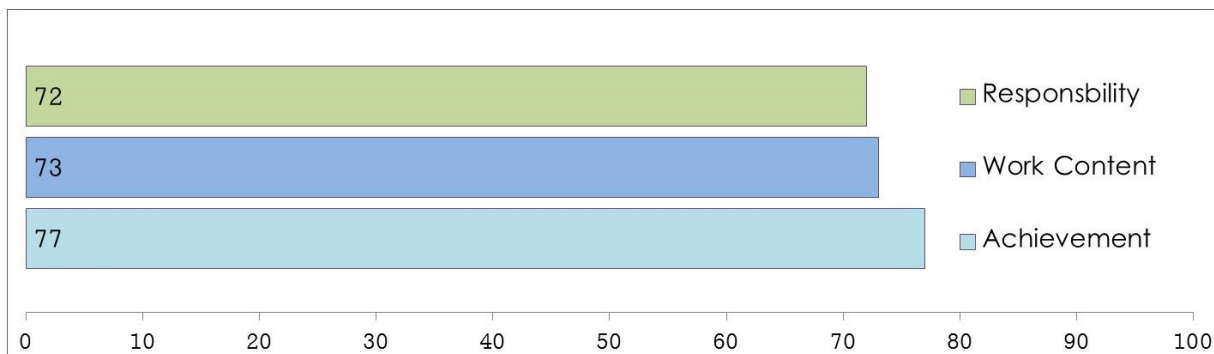


FY 2014 CourTools – Performance Measures

Measure 1 – Access and Fairness

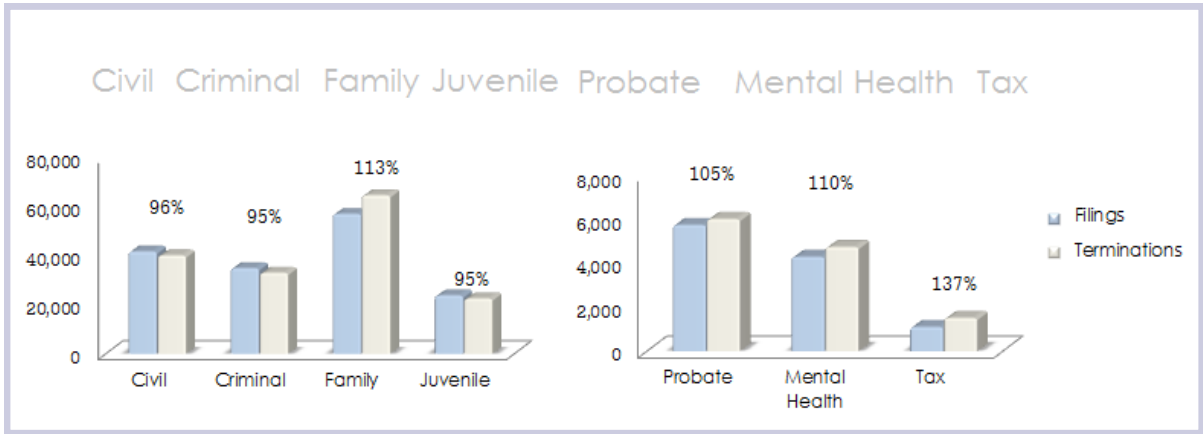


Measure 9 – Employee Satisfaction

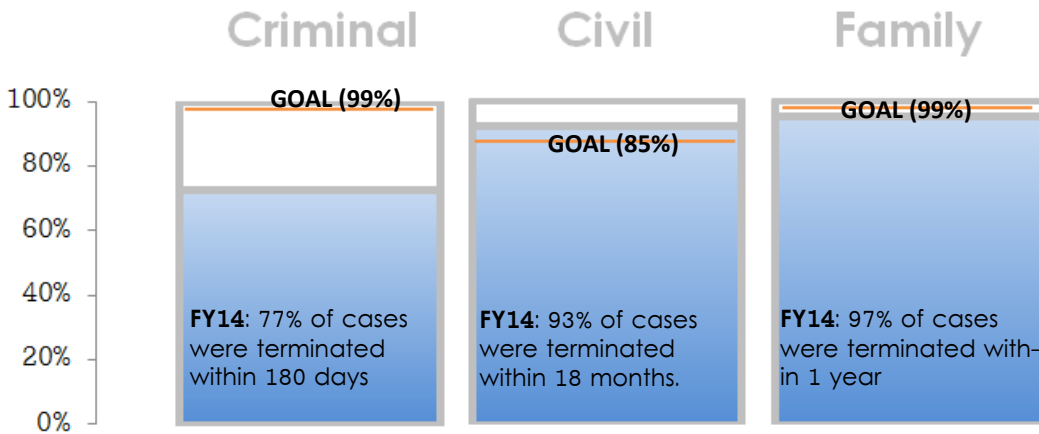


FY 2014 CourTools – Performance Measures

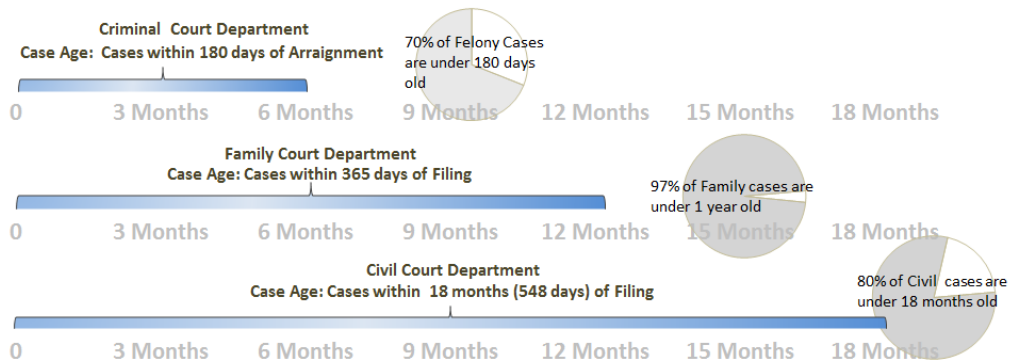
Measure 2 – Clearance Rate



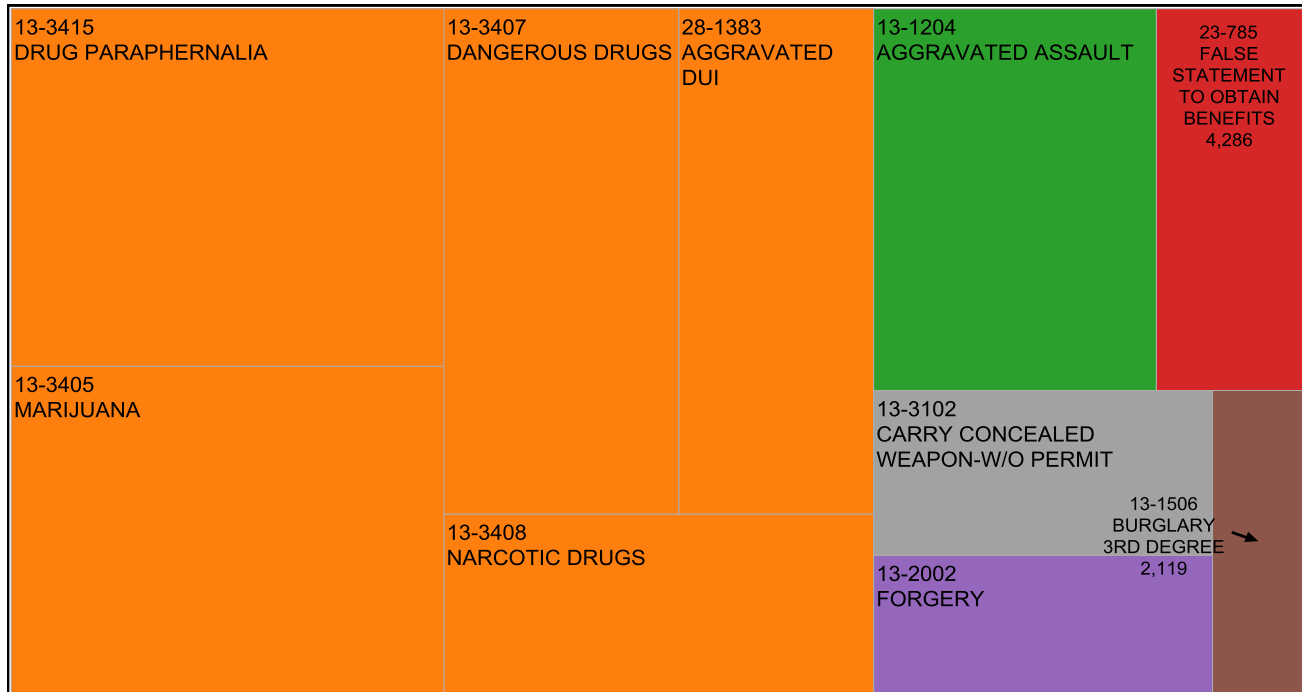
Measure 3 – Time to Disposition



Measure 4 – Age of Active Pending Caseload




Top Ten Top 10 Criminal Charges



Top 10 Busiest Days

<u>For Filing Documents</u>	<u>Total Filed</u>	<u>For Scheduled Hearings</u>	<u>Total Set</u>
Wednesday, January 22, 2014	16,601	Tuesday, January 21, 2014	3,739
Wednesday, September 11, 2013	16,319	Tuesday, February 18, 2014	3,711
Tuesday, November 26, 2013	16,256	Thursday, December 19, 2013	3,707
Thursday, January 23, 2014	16,210	Tuesday, January 07, 2014	3,706
Monday, July 29, 2013	16,092	Tuesday, January 14, 2014	3,674
Tuesday, January 21, 2014	16,089	Thursday, November 07, 2013	3,656
Wednesday, January 08, 2014	15,965	Thursday, January 16, 2014	3,580
Tuesday, October 01, 2013	15,898	Tuesday, November 12, 2013	3,542
Wednesday, November 13, 2013	15,746	Tuesday, June 24, 2014	3,537
Thursday, December 05, 2013	15,744	Tuesday, December 03, 2013	3,536

Providing Access to Justice



An Average Day in the Pursuit of Ensuring Justice in 2014

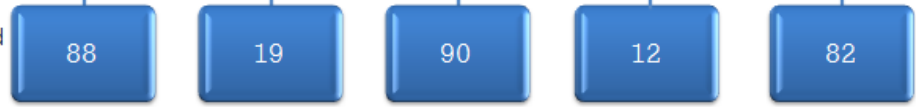
Average number of motions and events in a day for Superior Court in FY 14

2,335

Average number of motions and events by department



Average number of motions and events per hour



Average number of hearings a day in Superior Court in FY 14

2,853

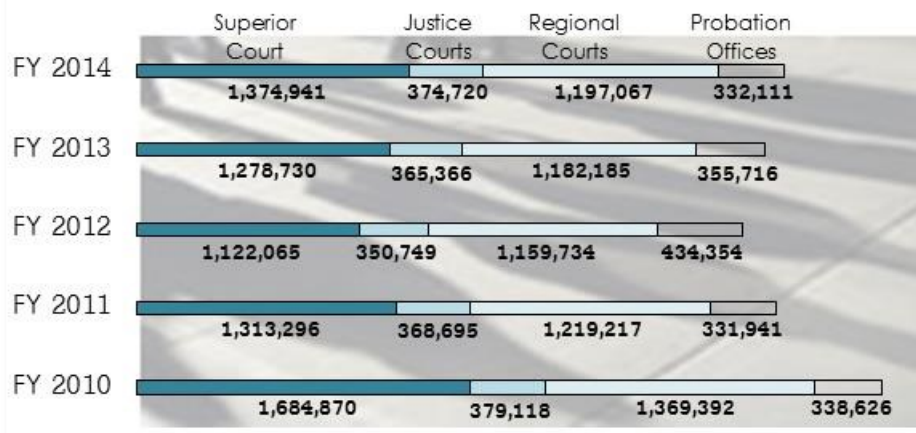
Average number of hearings per court department



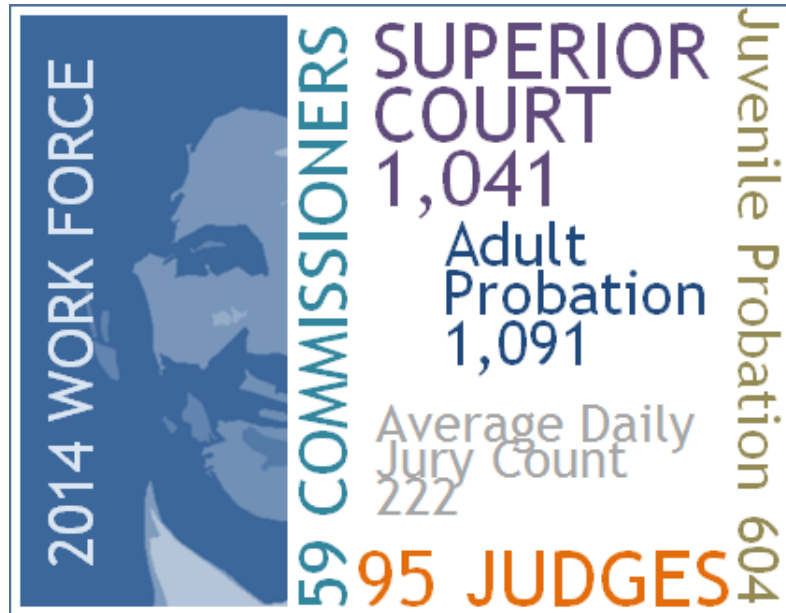
Average hearings per hour



Visitors Screened
FY 2010 - FY 2014



Providing Access to Justice



2014 Photo Highlights



Merit Selection

What distinguishes Maricopa County Superior Court judges from a vast number of trial judges around the country is that they do not run for office in partisan elections.

Merit selection of superior court judges has been used in Maricopa County since 1974 as the result of a voter-approved constitutional change. More than three decades later, it is still the preferred method of judicial selection.

Merit Selection Benefits

- *Judges who are highly qualified*
- *Fair and impartial Courts*
- *Diversity*
- *Equal access to justice*
- *Accountability to the public*

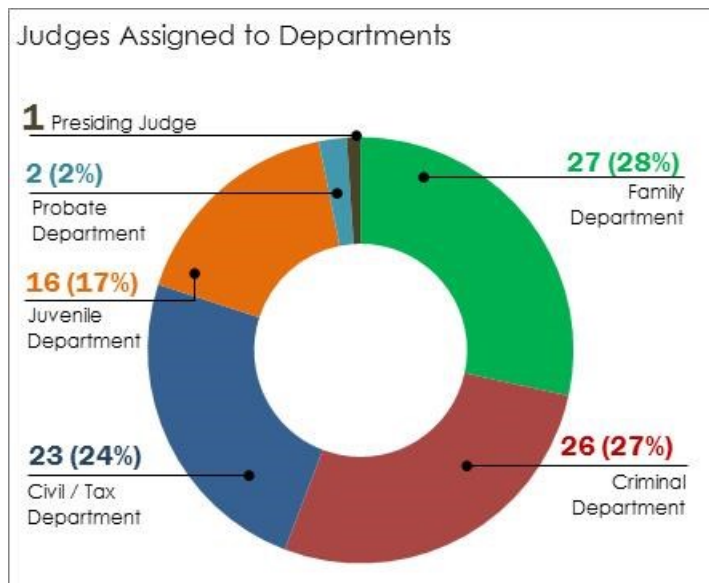
Superior Court Judges

Every day, judicial officers of the Superior Court of Arizona in Maricopa County make difficult decisions about guilt and innocence, punishment, and broken marriages and families. They help resolve issues involving mentally ill individuals and incapacitated adults who cannot care for themselves. They resolve contract disputes and claims of malpractice or other business misdeeds by accountants, builders, doctors, lawyers and others. Their decisions change the lives of all involved.

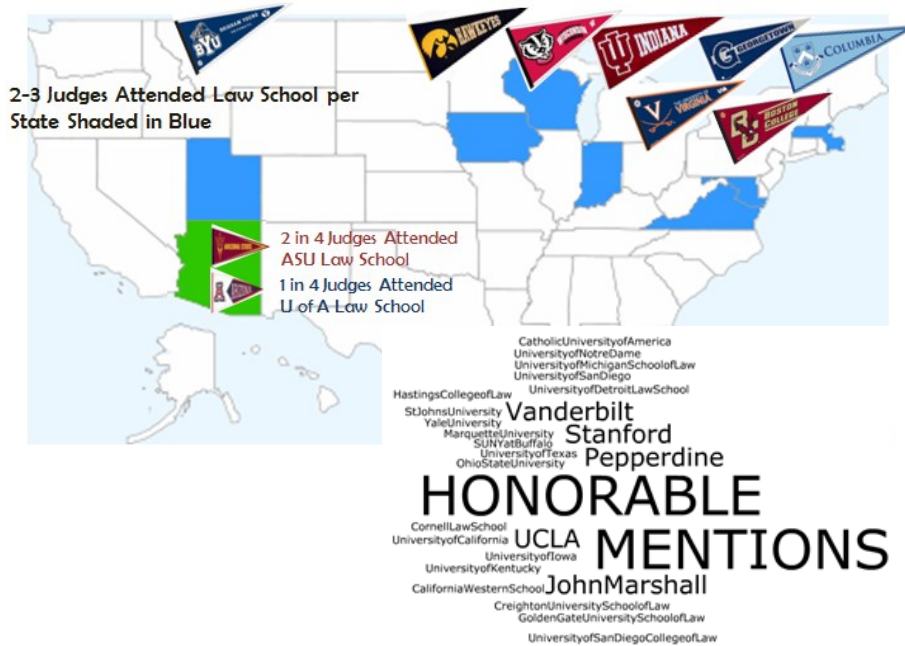
Maricopa County residents have entrusted the court with the obligation to protect their rights, regardless of gender, race, ethnicity or economic status. They deserve highly competent, ethical, scholarly and compassionate judicial officers to serve them. Members of the bench reflect these ideals and are committed to equal justice under law.

Maricopa County currently has 95 Judges hearing Civil, Criminal, Family, Juvenile, Probate, Mental Health and Tax cases.

Judicial Assignments in FY 2014



Law Schools Most Commonly Attended by Judges



Judges are selected in a process called “merit selection.”

Judges are chosen because of their professional qualifications, legal competency, high ethical standards and dedication to serve the public by upholding the law.

Retired Judges 2013 – 2014



Hon. Maria del Mar Verdin	Sep. 1999 – Apr. 2014
Hon. Harriet Chavez	Mar. 2003 – Jun. 2014
Hon. Larry Grant	May 2003 – Jun. 2014

Federal Judiciary

U.S. Federal District Court of Arizona

Hon. Douglas L. Rayes May 16, 2014

U.S. Magistrate Judge in the District of Arizona

Hon. Eileen B. Willett Aug. 22, 2014

Commissioner Selection

The Superior Court conducts recruitment for candidates for appointment as Superior Court Commissioners.

Commissioner candidates must submit an extensive application. All qualified applications are reviewed by the Superior Court's Commissioner Nomination Committee. The Committee is chaired by the Associate Presiding Judge. Following initial Committee due diligence review, candidates may be invited to interview before the Nomination Committee. A second level of due diligence review is completed. Thereafter, a list of potential candidates is forwarded to the Presiding Judge for consideration of appointment as a Superior Court Commissioner.

Superior Court Commissioners

Family

Commissioners preside over hearings to establish, modify and enforce court orders pertaining to paternity, child support, spousal maintenance, parenting time, and Orders of Protection. Some commissioners may preside over Decree on Demand Court, IV-D Accountability Court and Family Drug Court. Commissioners may also preside over emergency/temporary orders hearings, settlement conferences, resolution management conferences and trials.

Criminal

Commissioners preside over initial appearance hearings (including release/detainment decisions and setting bail), preliminary hearings and probable cause determinations, pretrial conferences, probation violation hearings, post-conviction relief hearings, acceptance of pleas and sentencing hearings. Some preside over evidentiary hearings and felony jury trials.

Civil

Commissioners preside over civil default hearings, garnishment proceedings and objections, injunctions against

harassment, property tax appeals, and forcible entry and detainer proceedings.

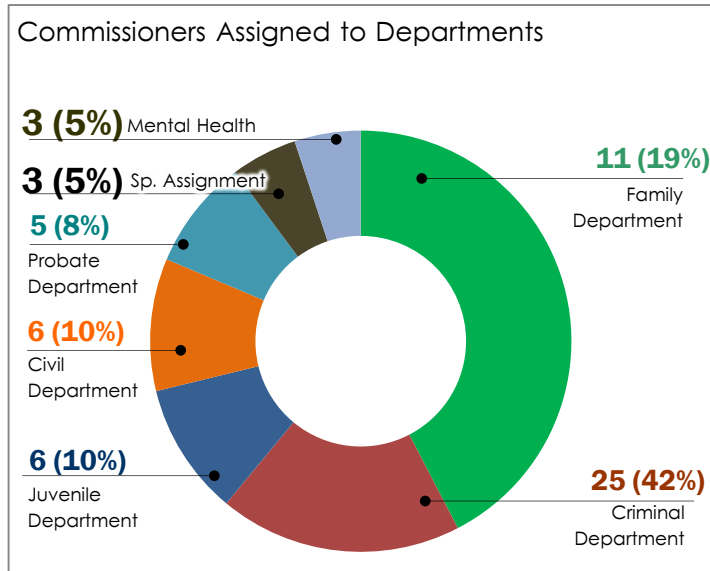
Probate and Mental Health

Commissioners preside over adult or minor conservatorships, adult guardianships, decedent estates (contested wills), trust administration matters and other vulnerable adult proceedings and issues. In addition, Mental Health commissioners preside over protection proceedings for mental health issues and criminal competency determinations.

Juvenile

Commissioners preside over both dependency and delinquency matters. Juvenile delinquency cases may involve detained advisory hearings, pre-adjudication conferences, change of plea and disposition hearings. A commissioner may preside over a delinquency trial, violations of probation petitions and mental competency hearings. On the dependency side, they hear issues from preliminary protective hearings through dependency adjudication hearings, report and review hearings and contested termination of parental rights matters.

Commissioner Assignments in FY 2014

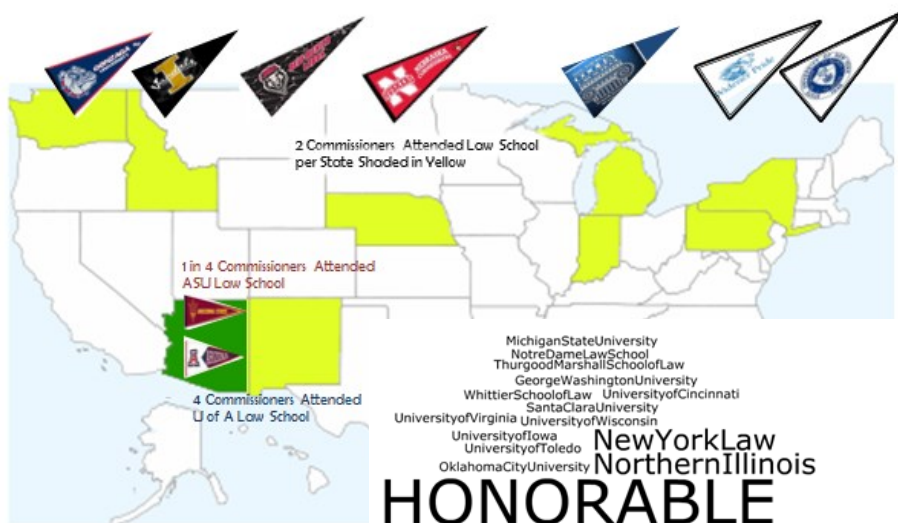


Superior Court of Arizona in Maricopa County has 59 Commissioners who serve as Judges Pro Tempore in the course of their regular duties.



The minimum qualifications for application include United States citizen, a resident of Maricopa County at the time of appointment, of good moral character, a licensed member of the State Bar of Arizona and been a resident of the State of Arizona for at least the five years preceding appointment.

Law Schools Most Commonly Attended by Commissioners



Michigan State University
 Notre Dame Law School
 Thurgood Marshall School of Law
 George Washington University
 Whittier School of Law University of Cincinnati
 Santa Clara University
 University of Virginia University of Wisconsin
 University of Iowa University of Toledo
 Oklahoma City University
HONORABLE
Drake
MENTIONS
 Pepperdine
 Southwestern in LA
 Boston University Ohio Northern University
 St. Louis University
 University of Oklahoma
 Washington and Lee University
 University of Illinois College of Law

Special Events, Awards and Occasions

AUGUST

- ★ Adult Probation Department receives American Probation and Parole Association's President's Award 2013 for exemplary community corrections program.

OCTOBER

- ★ Judge Jay Adleman takes oath of office
- ★ Utiki Spurling Laing is appointed as Commissioner
- ★ Justin Beresky is appointed as Commissioner
- ★ Annielaurie Van Wie is appointed as Commissioner
- ★ Kerstin Lemaire is appointed as Commissioner

OCTOBER (cont.)

- ★ Julie Ann Mata is appointed as Commissioner
- ★ Karen Arra, Vincent Funari, and Kelly Vail are named Best Public Information Officers by Phoenix News Times for the second year in a row
- ★ LaTeshia Jackson is named Juvenile Detention Officer of the Year
- ★ Michael Mandell is appointed as Commissioner



Special Events, Awards and Occasions

NOVEMBER

- ★ Judge Larry Grant retires
- ★ David Seyer is appointed as Commissioner
- ★ Cradle to Crayons opens in Mesa
- ★ Judge Joseph Mikitish takes oath of office
- ★ Delegation of Nigerian judges visits Superior Court to learn about case management systems and courtroom technologies
- ★ Carol Westwood, Johnny Tse, and Nicole Garcia receive Court Executive Certificates
- ★ 300 adoptions are finalized at National Adoption Day

DECEMBER

- ★ Judge Blakey is named Judge of the Year
- ★ Manny Chavez is named Arizona Desktop Technician of the Year
- ★ Judge Carey Hyatt is named recipient for Judicial Officer of the Year award for her work in Family Court
- ★ Owen Gardner is honored for his contributions with the 2013 Clerk of the Year award in Family Court



Special Events, Awards and Occasions

JANUARY

- ★ Judge Jaime Hoguin retires
- ★ Merit Commission honors Administrative Services Director Phillip Hanley for his service as secretary to Judicial Merit Commission (2004–2013)

FEBRUARY

- ★ Richard J. Hinz is appointed as Commissioner
- ★ 14th Annual Arizona StandDown helps Maricopa County's homeless veterans resolve pending legal issues
- ★ Rodrick Coffey takes oath of office

MARCH

- ★ Adrijan Vojvodic, Tamara Ogden, Todd Ridenhour, Christopher Candelaria, Tammi Asay and Tony Stropoli

MARCH

Continued...
complete Arizona Supreme Court's Arizona Court Supervisor program

APRIL

- ★ Judge Maria del Mar Verdin retires

MAY


- ★ Judge Douglas Rayes retires
- ★ Judge Harriet Chavez retires
- ★ Court participates in Law Day 2014 by hosting 11th and 12th graders

JUNE

- ★ Judge David Gass receives 2014 Justice Michael D. Ryan Award for Judicial Excellence



iCIS Next Generation Superstars



User Testimonial

“After proper training, iCISng will allow judicial officers and staff multiple options that do not exist with the current system.”

Rick Nothwehr
Commissioner



“Clerks like the new eRelease Form application because they don’t have to fill anything out.”

Jacki Ireland
Commissioner



“iCISng is a game changer. It gives the IA Commissioner flexibility to choose from a wide variety of options regarding the terms and conditions of release.”

Casey Newcomb
Commissioner



PROBLEM SOLVING COURTS

Juvenile Transferred Offender Program provides high risk offenders enhanced supervision.



Criminal/Adult Probation

Drug Court

Non-adversarial program that utilizes a team approach to break the cycle of substance abuse and dependence. Through intensive treatment, drug testing and frequent Court intervention, probationers are given the tools to lead to clean, sober and crime free lifestyles.

DUI Court

Assists probationers to change decisions regarding alcohol use, as well as drinking and driving behaviors. Frequent Judicial contact, oversight from Surveillance and Probation Officers, as well as 24/7 alcohol monitoring, are key elements to this program. There is a specialized track for Spanish language and Native American participants.

Juvenile Transferred Offender

Provides participants assessed as medium high or high risk supervision from specially trained Probation and Surveillance Officers. Officers understand and are able to coordinate the unique services needed for juveniles sentenced in the adult system.

DV Court

Protects victims by stopping violence and holding offenders accountable. Frequent Judicial involvement and oversight, Victim Advocates and specially trained Probation and Surveillance Officers are key components of this program.

Family

Family Drug Court

Addresses the needs of parents so they can develop the tools to achieve and maintain sobriety in order to actively participate in the co-parenting of their children. The target population is open cases in the Family Court that involve one or more substance involved parent.

Accountability Court

Focuses on litigants who are chronically non-compliant with child or spousal support obligations. This program helps litigants overcome barriers and to consistently maintain monthly court ordered support, which leads to families having financial security and improved co-parent relationships.

Probate Mental Health Comprehensive Mental Health Court

Improve the SMI offender's opportunities for success on probation through close supervision, timely case management, education and training, advocacy, and effective collaboration with community agencies. Specialized Probation and Surveillance Officers, as well as Judicial oversight and coordination of services are key components.

Homeless Court

Resolves outstanding misdemeanor, victimless offenses for homeless individuals who demonstrate commitment to end their homelessness. The target population is cases with an eligible offense in a Maricopa County Municipal Court or Justice of the Peace Court.

Veterans Court

Interagency collaboration focused on Veterans in the criminal justice system with substance abuse and/or mental health and life issues. Close collaboration with the VA to access services and benefits is a key component.

Juvenile

Juvenile Drug Court

Provide youth with a therapeutic, supportive and accountable environment to

develop tools to achieve and maintain sobriety. This program utilizes a team approach with frequent Judicial involvement and coordinates services with the community to target youth and their families.

Status Offender and Citation Court

This program reduces the number of status offenders who are detained by offering Court-ordered services and to assist youth and families early in the process to avoid further involvement with the juvenile justice system. This is accomplished by providing legal services, case management, and exclusive dispositions.

Crossover Youth

Provides collaborative care for youth involved in both the child welfare and juvenile justice systems. This program reduces the barriers between the educational, behavioral health, child welfare, and juvenile justice systems resulting in a timely and effective service delivery.

Dependency Treatment Court

This program assists parents involved in the child welfare system in achieving and maintaining sobriety in order to achieve family reunification. The target population is parents with children under the age of three.

Veteran's Court was established to assist veterans involved with the Criminal Justice System.



Justice Court FY 2013 – FY 2014

New Case Filings

	FY 2013	FY 2014	FY13 – FY14
	<u>Totals</u>	<u>Totals</u>	<u>% Change</u>
DUI	9,532	9,436	-1.0%
Serious Traffic	1,323	1,459	10.3%
Other Criminal Traffic (with FTA)	39,696	37,509	-5.5%
TOTAL CRIMINAL TRAFFIC	50,551	48,404	-4.2%
TOTAL CIVIL TRAFFIC	121,609	113,350	-6.8%
Misdemeanor	17,178	14,574	-15.2%
Misdemeanor FTA	791	740	-6.4%
TOTAL MISDEMEANOR	17,969	15,314	-14.8%
Small Claims	9,517	10,506	10.4%
Eviction Actions (Forcible Detainers)	64,615	65,520	1.4%
Other Civil/Non-Criminal Parking	65,129	61,976	-4.8%
Orders of Protection	3,833	3,726	-2.8%
Injunctions Against Harassment	2,637	2,449	-7.1%
TOTAL CIVIL	145,731	144,177	-1.1%
TOTAL NEW CASE FILINGS	335,860	321,245	-4.4%
<u>TRIALS COMMENCED</u>			
	FY 2013	FY 2014	FY13 – FY14
	<u>Totals</u>	<u>Totals</u>	<u>% Change</u>
Criminal Traffic (Non-Jury)	117	127	8.5%
Criminal Traffic (Jury)	28	51	82.1%
Misdemeanor (Non-Jury)	160	154	-3.8%
Misdemeanor (Jury)	1	8	700%
Civil (Non-Jury)	2,698	2,274	-15.7%
Civil (Jury)	54	41	-24.1%
TOTAL NON-JURY TRIALS	2,975	2,555	-14.1%
TOTAL JURY TRIALS	83	100	20.5%

Justice Court FY 2013 – FY 2014
Total Cases Terminated

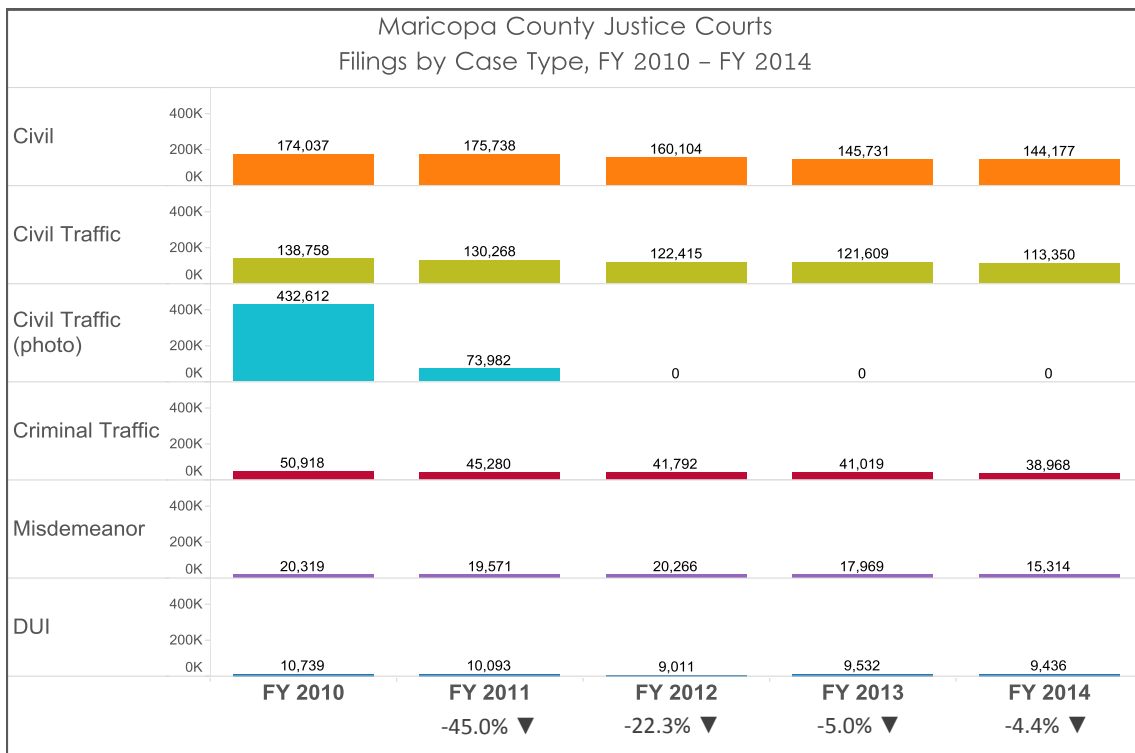
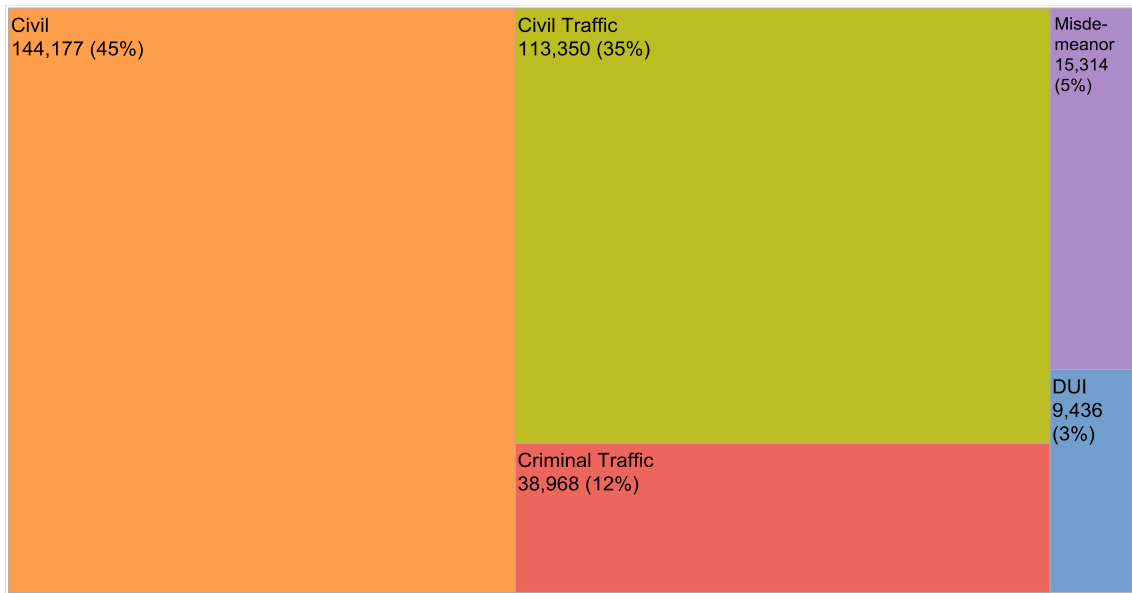
	FY 2013 <u>Totals</u>	FY 2014 <u>Totals</u>	<i>FY13 – FY14 % Change</i>
DUI	8,836	8,703	-1.5%
Serious Traffic	1,290	1,237	-4.1%
Other Criminal Traffic (with FTA)	41,906	39,529	-5.7%
TOTAL CRIMINAL TRAFFIC	52,032	49,469	-4.9%
TOTAL CIVIL TRAFFIC	119,550	117,057	-2.1%
Misdemeanor	16,794	18,044	7.4%
Misdemeanor FTA	873	1,137	30.2%
TOTAL MISDEMEANOR	17,667	19,181	8.6%
Small Claims	10,267	11,437	11.4%
Eviction Actions (Forcible Detainers)	63,991	66,262	3.5%
Other Civil/Non-Criminal Parking	71,287	76,777	7.7%
Orders of Protection Issued	3,753	3,679	-2.0%
Orders of Protection Denied	80	47	-41.3%
Injunctions Against Harassment Issued	2,582	2,407	-6.8%
Injunctions Against Harassment Denied	55	42	-23.6%
TOTAL CIVIL	152,015	160,651	5.7%
TOTAL CASE TERMINATIONS	341,264	346,358	1.5%

OTHER PROCEEDINGS

	FY 2013 <u>Totals</u>	FY 2014 <u>Totals</u>	<i>FY13 – FY14 % Change</i>
Small Claims Hearings/Defaults	2,061	2,131	3.4%
Civil Traffic Hearings	30,790	31,241	1.5%
Order of Protection/IAH Hearings	1,000	1,002	0.2%
Search Warrants Issued	919	730	-20.6%

Justice Court Charts

Maricopa County Justice Courts
 Case Filings by Type, FY 2014
 Total Filings = 321,245



DEPARTMENT REPORTS AND STATISTICS



CIVIL DEPARTMENT

The Civil Department handles disputes between private citizens including personal and financial injuries; contract, real estate and commercial controversies; professional malpractice claims; actions to establish eminent domain; landlord-tenant actions; applications to transfer structured settlement payment rights; applications for excess proceeds resulting from trustee sales; injunctions against harassment; and name changes. Civil matters do not involve criminal incarceration, fines, or penalties.

Judicial officers use a variety of best practices to actively manage caseloads including periodic status conferences, referrals to compulsory arbitration and settlement conferences. When a trial is requested, the parties

are given the option of a jury or bench trial.

Complex Civil Litigation Program

The Complex Civil Litigation program provides intensive case management when complicated legal issues, extensive discovery, and numerous motions and expert witnesses are involved. At the end of FY14, the CCL program had 44 active cases.



Civil Settlement Conference Program

The highly successful settlement conference program resolves complex matters. In FY14, a total of 22 cases were referred and 21 cases were partially or fully resolved.

Civil Trials

FY13	FY14
244	246

Age of Civil Cases Terminated vs. Standards

<u>Cases terminated:</u>	<u>FY 2013</u>	<u>FY 2014</u>	<u>AZ Supreme Court Standards</u>	<u>American Bar Association Standards</u>
within 9 months	74%	76%	90%	NA
within 12 months	83%	83%	NA	90%
within 18 months	92%	93%	95%	98%
within 24 months	96%	96%	99%	100%

Arbitration Program

Arbitration is designed to lower court costs for litigants and to utilize judicial resources more effectively. Arbitration is mandatory for disputes valued up to \$50,000. An arbitrator is appointed to assist in resolving the dispute, and in the absence of agreement, renders a decision. In the event an arbitration award is appealed, the case is returned to the judge.

In FY14, a total of 11,342 cases were subject to arbitration. A total of 352 appeals resulted in 14 bench and 30 jury trials.

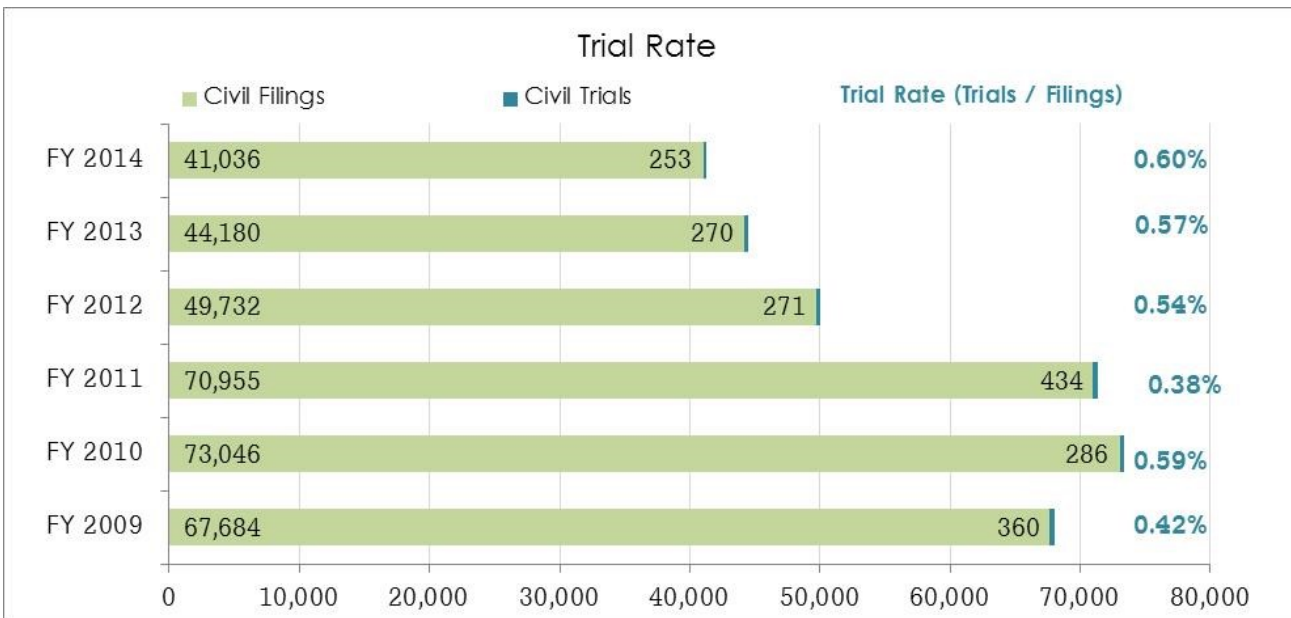
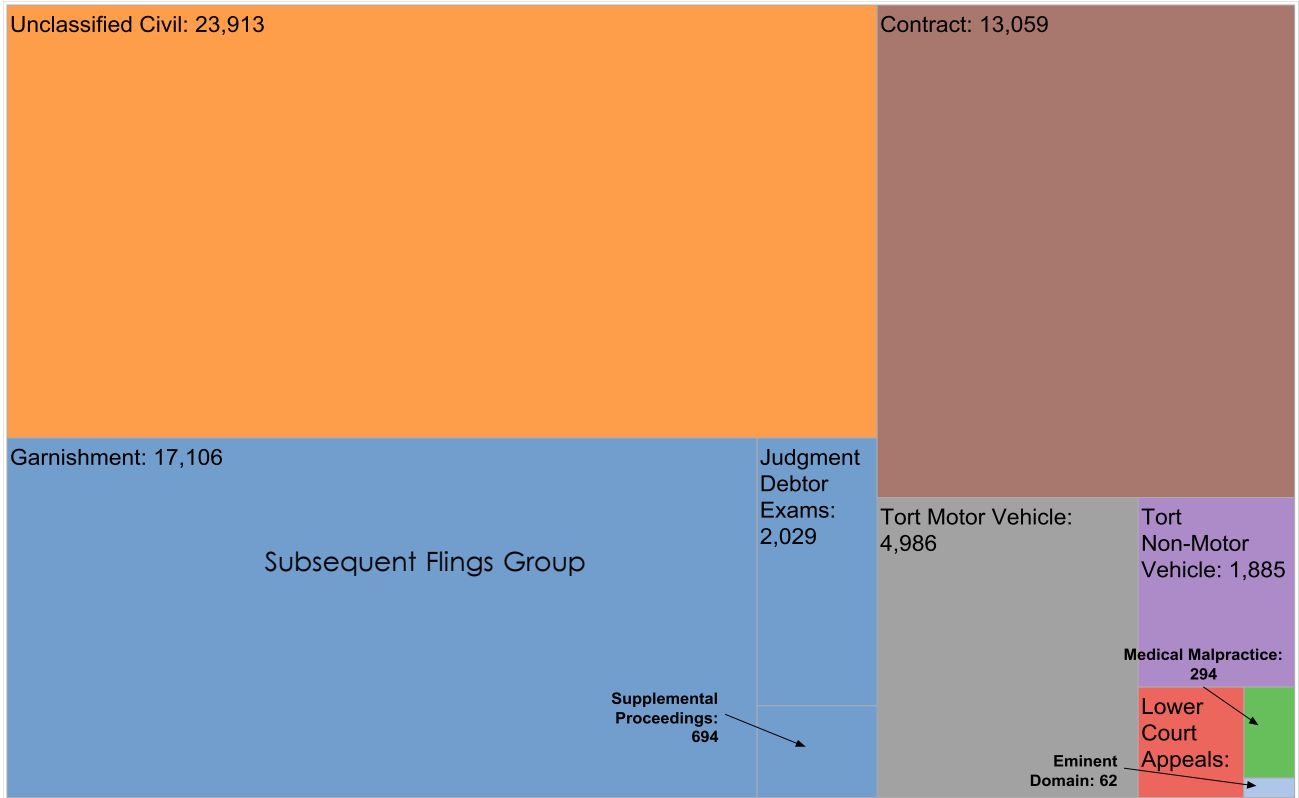
Civil Statistics

Filings (F), Terminations (T) and Clearance Rate (CR)

	FY 2013 <u>Totals</u>			FY 2014 <u>Totals</u>		
	F	T	CR	F	T	CR
New Filings						
Tort Motor Vehicle	4,986	4,918	99%	5,521	4,930	89%
Tort Non-Motor Vehicle	1,848	1,976	105%	1,794	1,790	100%
Medical Malpractice	294	302	103%	291	326	112%
Contract	12,198	15,182	116%	11,319	11,553	102%
Tax	2	4	200%	7	5	71%
Eminent Domain	62	112	181%	70	88	126%
Lower Court Appeals	734	674	95%	691	797	115%
Unclassified Civil	23,913	22,936	97%	22,034	20,650	94%
SUBTOTALS	47,757	46,116	103%	41,727	40,139	96%
Subsequent Filings						
Garnishment	17,106	n/a	n/a	17,565	n/a	n/a
Judgment Debtor Exams	2,029	n/a	n/a	1,518	n/a	n/a
Supplemental Proceedings	694	n/a	n/a	498	n/a	n/a
SUBTOTALS	19,829	n/a	n/a	19,581	n/a	n/a
TOTALS	64,586	46,116	n/a	61,308	40,139	n/a

FY 2013-FY 2014 <u>% Change</u>		
F	T	CR
11%	3%	-7%
-3%	-5%	-2%
-1%	12%	13%
-12%	-25%	-15%
250%	0%	-71%
13%	-32%	-40%
-6%	18%	26%
-8%	-10%	-2%
-7%	-13%	-7%
3%	n/a	n/a
-25%	n/a	n/a
-28%	n/a	n/a
-1%	n/a	n/a
-5%	-13%	-7%

Civil Graphs FY 2014



Trials are new filings only.

TAX DEPARTMENT

The Tax Court has original and exclusive jurisdiction over disputes throughout Arizona that involve the imposition, assessment, or collection of a tax except property taxes; thus, it serves as "Arizona's State Tax Court." The court adjudicates cases involving state taxes, municipal sales taxes, and property taxes, as well as appeals from the Property Oversight Commission. Tax Court also hears small claims involving controversies concerning the valuation or classification of property valued at under one million dollars. Property tax cases may be filed either in the Tax Court or in any Arizona Superior Court as a civil case. There were seven trials in FY14.

The Tax Court serves as Arizona's State Tax Court and hears matters from most counties.

Arizona Tax Court Summary of Filings by County, FY 2014

Apache	0	Greenlee	0	Pima	98
Cochise	4	La Paz	13	Pinal	14
Coconino	4	Maricopa	842	Santa Cruz	0
Gila	3	Mohave	31	Yavapai	28
Graham	0	Navajo	0	Yuma	16
				Other/Unknown	51



Tax Court Statistics

Filings (F), Terminations (T) and Clearance Rate (CR)

	FY 2013 Totals			FY 2014 Totals			FY 2013-FY 2014 % Change		
	F	T	CR	F	T	CR	F	T	CR
Cases of Record									
Property	530	1,024	193%	443	801	181%	-16%	-22%	-6%
Other	186	197	106%	179	214	120%	-4%	-9%	13%
Small Claims									
Property	624	664	106%	479	495	103%	-23%	-25%	-3%
Other	3	5	167%	3	3	100%	0%	-40%	-40%
TOTALS	1,344	1,890	141%	1,104	1,513	137%	-18%	-20%	-3%

PROBATE AND MENTAL HEALTH DEPARTMENT



Probate and Mental Health Department has jurisdiction over trusts, estates, and protective proceedings.

Probate Cases: Guardianships and conservatorships are created to protect a person's well being and financial assets when the person is found to be incapacitated. Probate cases may also include guardianships and conservatorships of minors. The department oversees the informal and formal administration of decedent's estates.

Civil Commitments: Involuntary Commitment is a process through which an individual with symptoms of severe mental illness is court-ordered into treatment in a hospital. Orders are established for those found to be a danger to themselves or others, or persistently or acutely disabled or gravely disabled. Petitions for court-ordered treatment are heard at Desert Vista Behavioral Center and the Arizona State Hospital.

Criminal Cases: Rule 11 are criminal cases which have defendants who may need to be evaluated for competency. Restoration to competency orders are issued for those found incompetent to understand court proceedings or assist in their own defense. Probation violation hearings are conducted for seriously mentally ill defendants.

Case Management Plan

The Probate and Mental Health Department Case Management Protocol provides for fair and timely resolution of probate matters. Generally, if a contested matter cannot be completed in a single hearing of one day or less, the matter will be transferred from a Commissioner to a Judge for the hearing. The Protocol requires the parties to participate in good faith in an alternative dispute resolution (ADR) process prior to the contested hearing. The Court's objective with ADR services is to expeditiously identify, exercise court control over and settle those cases categorized as complex cases.

Forms and online training for non-licensed fiduciaries are found at: <http://www.azcourts.gov/probate/Probate.aspx>

Probate Intelligent Forms are available online at: <https://www.superiorcourt.maricopa.gov/ezCourtForms/index.asp>

Probate Protection and Volunteer Programs

Community Outreach

The Guardian Review Program functions as a proactive, community outreach program utilizing volunteers. Each volunteer, referred to as Court Visitors, conducts a home visit with wards to ensure that the ward's basic needs are being met and that the wards are not being mistreated, neglected, exploited or abused. Information retrieved from interviews involving the ward, guardian and caregivers are reported back to the court. Court visitors are skilled, trained observers who act as the 'eyes and ears' of the court. Information can be

found on the court website, <http://www.superiorcourt.maricopa.gov/> and on Facebook, "Guardian Review Program Volunteers".

Probate Report Line

With the goal of helping people in harmful situations, the Probate Investigations Hotline provides the public the ability to report abuse, exploitation and/or neglect of adult wards that are under the care of a court appointed guardian or conservator. The hotline serves as a safeguard for vulnerable adults against financial or material exploitation, self-neglect, and/or abandonment.

The Probate Report line allows citizens to report concerns directly to the Probate Investigations Office. Citizens can call: 602-506-6730, or email:

ProbateInv@superiorcourt.maricopa.gov

Probate Statistics

Filings (F), Terminations (T) and Clearance Rate (CR)

	FY 2013 <u>Totals</u>			FY 2014 <u>Totals</u>		
	F	T	CR	F	T	CR
Estate & Trust Administrations	3,748	5,152	137%	3,627	3,717	102%
Guardianships and Conservatorships	2,032	3,133	154%	2,071	2,255	109%
Adult Adoptions	31	34	110%	38	33	87%
TOTALS	5,811	8,319	143%	5,736	6,005	105%

FY 2013-FY 2014 <u>% Change</u>		
F	T	CR
-3%	-28%	-25%
2%	-28%	-29%
23%	-3%	-21%
-1%	-28%	-27%

Mental Health Statistics

Filings (F), Terminations (T) and Clearance Rate (CR)

	F	T	CR	F	T	CR
Mental Health	4,344	2,890	67%	4,287	4,734	110%
Rule 11	2,072	n/a	n/a	2,203	n/a	n/a

F	T	CR
-1%	64%	66%
6%	n/a	n/a

CRIMINAL DEPARTMENT



This fiscal year saw the creation and expansion of a pilot program to allow law enforcement officers to request search warrants electronically. Officers seek and Commissioners rule on DUI blood draw warrants through iCISng, the new case management system.

Criminal Department has jurisdiction over adjudication of felony criminal matters occurring within Maricopa County. The department's mission is to provide efficient access to the court, adherence to the law, and an independent and fair resolution of criminal cases in a manner that ensures both public protection and recognition of individual rights. Judicial officers work diligently to manage pre-adjudication and post-sentencing matters.

Rule 8.2 of the Arizona Rules of Criminal Procedure generally requires the trial for an in-custody defendant to begin within 150 days after arraignment; out-of-custody defendants' within 180 days after arraignment; complex cases within 270 days; and capital cases within 24 months after the state elects to seek the death penalty.

Initial Appearance (IA) Court

The IA Court operates "24/7" and is located at the Fourth Avenue Jail. Judicial officers determine release conditions or detention orders for defendants and arrestees appearing before them. Approximately 64,600 defendants were seen in IA Court during FY14.

Charge Category	Total
DRUG PARAPHERNALIA VIOLATION	11,687
FRAUD/FORGERY/ID THEFT	11,205
MARIJUANA VIOLATION	10,708
DANGEROUS DRUG VIOLATION	8,908
AGG DUI	8,093
AGG ASSAULT	7,860
THEFT/SHOPLIFT	5,902
NARCOTIC DRUG VIOLATION	5,830
SEX CRIMES	5,052
BURGLARY	4,804

Top ten most charged criminal offenses in FY14.

Search Warrant Center

Officers requesting search warrants at any time on any day can utilize the Search Warrant Center. Approximately 12,616 Search Warrant Requests and 8,141 Search Warrant Returns were received this fiscal year, a 9% and 3% increase from last year.

Regional Court Centers (RCC)

RCC consolidates felony preliminary hearings and arraignments to reduce the time to disposition and increase efficiencies. RCC helps reduce the number of days in pretrial incarceration, the sheriff's transportation costs, and travel and court time for attorneys. In FY14, judicial officers handled 18,159 cases.

Early Disposition Court (EDC)

EDC was initiated after the passage of Proposition 200, requiring treatment rather than jail as a possible sanc-

tion for minor drug possession charges. More than 11,890 cases were heard at EDC in FY14. Judicial officers resolve simple drug possession cases in approximately 20 days.

Trial Management

The Master Calendar is designed to maintain trial time standards set by Rule 8 of the Arizona Rules Criminal Procedure and maximize judicial resources. Firm trial dates are set and cases are actively managed from Initial Pretrial Conferences (IPTC) to termination by judicial officers.

Post Sentencing Case Management

The Probation Adjudication Center was established for defendants who are accused of violating their probation conditions. In FY14, 16,000 probation arraignments were held. Additionally, The Probation Center disposed of 5,700 cases.

Post Conviction Relief petitions increased 11% in FY14.

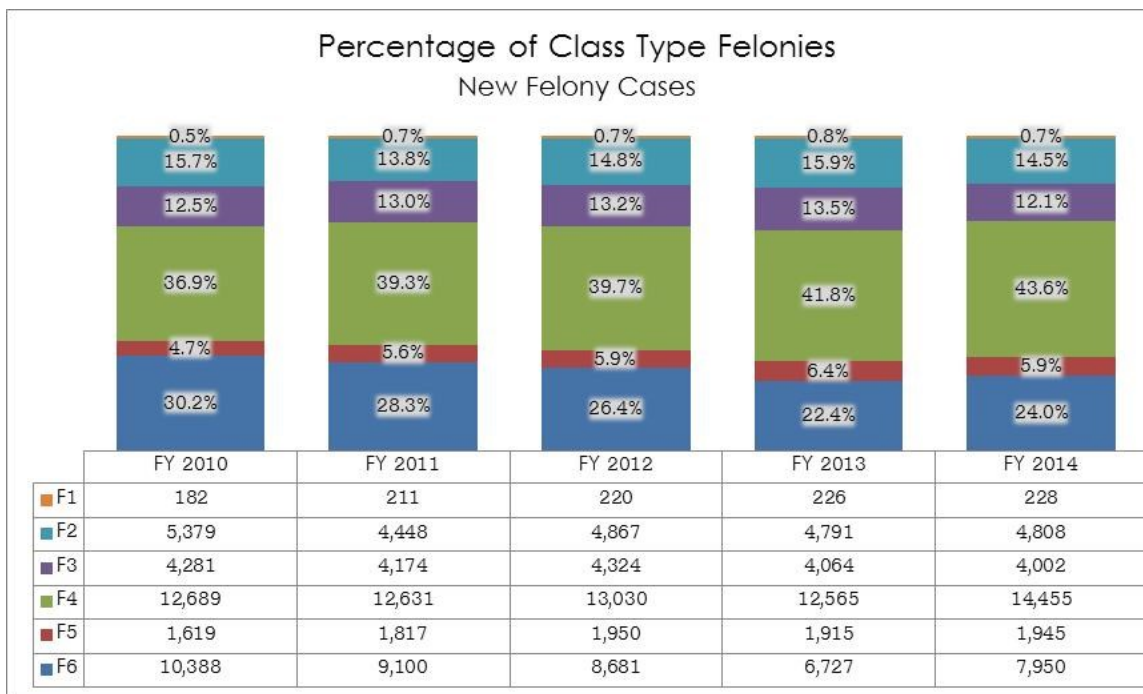
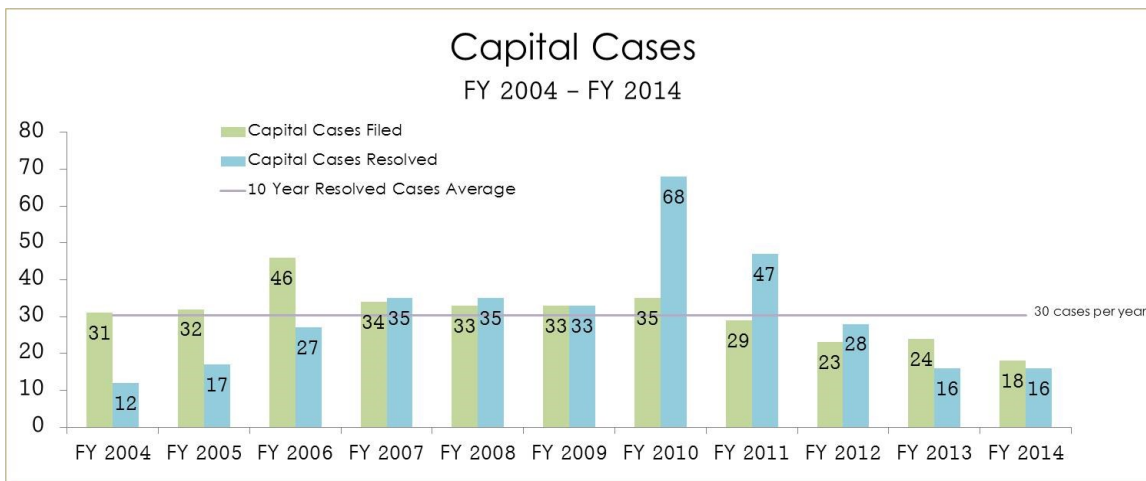
Case Aging Days for Terminated Criminal Cases

	FY 2013 <u>Totals</u>	FY 2014 <u>Totals</u>	FY13—FY14 <u>% Change</u>
(median) 50 th Percentile	76	90	4%
90 th Percentile	309	373	9%
98 th Percentile	608	777	-4%
99 th Percentile	846	949	-12%

Capital Case Management

Judges who specialize in presiding over capital matters meet weekly to manage scheduling conflicts among judicial officers and attorneys.

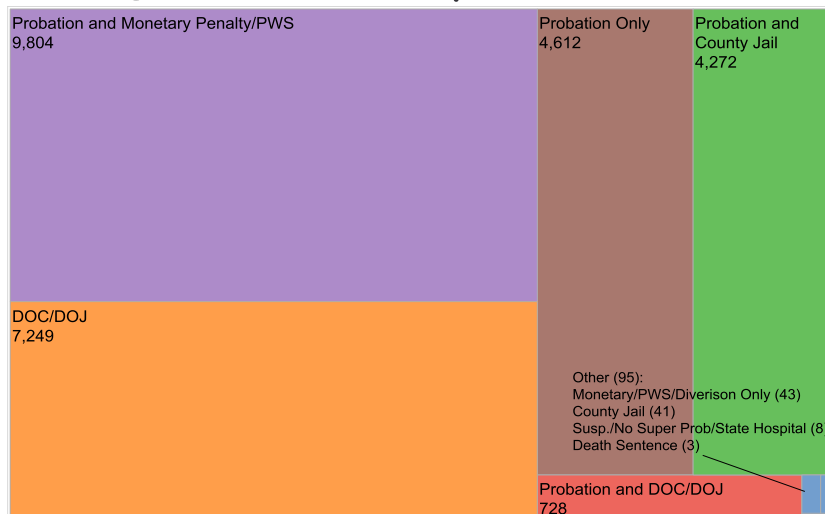
B eginning FY 2014	N ew Filings/ Remands	T erminations	E nding FY 2014
69	18	16	71

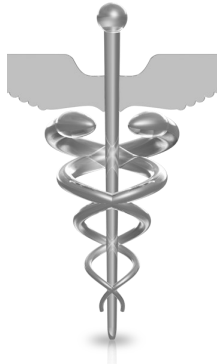


Criminal Statistics FY 2013 – FY 2014

	FY 2013 <u>Totals</u>	FY 2014 <u>Totals</u>	<i>FY13 – FY14 % Change</i>
<u>New Cases</u>			
New Case Filings	30,291	33,388	10%
<u>Post-Sentencing Filings</u>			
Post-Conviction Relief Petitions	1,375	1,532	11%
Probation Violation Petitions	<u>15,144</u>	<u>14,120</u>	-7%
Subtotal Post Filings	16,519	15,652	-5%
TOTAL FILINGS	46,810	49,040	5%
<u>Terminated Cases</u>			
Termination Total (New Cases)	32,014	31,618	-1%
Clearance Rate	106%	95%	-11%
Active Pending Caseload	11,523	11,994	4%
Total Trials Completed	545	730	34%
Trial Rate	1.8%	2.2%	22%
Defendants Sentenced	26,582	26,674	0.4%
Dismissed	5,341	4,756	-15%
Acquitted	66	90	26%
Pleas	25,489	25,577	0.3%
Settlement Conferences	8,162	8,174	0.1%
Bond Forfeiture Matters	1,766	1,821	3%
Amount of Bonds Forfeited	\$1,666,283	\$1,574,383	-6%

Sentencing Outcomes | FY 2014





Adult Probation partnered with Enroll America to begin to prepare probationers for healthcare enrollment. Enroll America reports that 42% of probationers enrolled in healthcare.

ADULT PROBATION DEPARTMENT

Maricopa County Adult Probation Department fiscal year 2014 reflects a productive year in which important initiatives moved forward and positive performance was maintained. Evidence-based practices continue to be our primary approach to enhance the safety and well-being of our neighborhoods.

With the full support of the Superior Court and partner agencies, the electronic filing of petitions to revoke probation (ePTR) was fully implemented in FY2014. ePTR greatly enhanced efficiency and timeliness in a significant business practice, while simultaneously increasing public safety by reducing the time to secure a warrant for a probation violator's arrest. Furthermore, an electronic pathway was developed that will enable Adult Probation to electronically file more documents with the Superior Court in the future.

Crime Reduction

Adult Probation provides vital services that protect and enhance community safety and well-being. Employees' hard work and dedication are producing changed lives.

The Department's goal is to enhance public safety by maintaining the rate of successful completions from probation at 60% or higher (**FY2014 76.95%**), reducing the number of probationers committed to the Department of Corrections to 33% or lower (**FY2014 21.39%**), and reducing the number of probationers convicted of a new felony offense to 8% or lower (**FY2014 6.46%**).

Maricopa County Justice and Health Collaboration Project

In October 2012, a collaborative project was undertaken with a Justice and Mental Health Collaboration Program (JMHCP) grant received from the federal Bureau of Justice Assistance. The overall goal of the project is to increase public safety by improving the effective supervision and treatment of female offenders with serious mental illness and/or co-occurring disorders that are multi-system involved. At the end of fiscal year 2014, over 729 participants from criminal justice and behavioral health agencies had attended grant-sponsored trainings.

A second project goal was developing and implementing a program of treatment and support services targeting justice-involved women

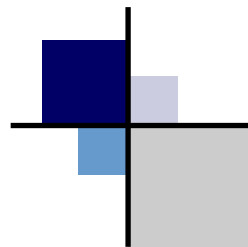
with serious mental illness and/or co-occurring disorders. In FY14, nine (9) clients received services in the newly developed reentry program.

A third goal of the grant project was enhancing the quality, impact, and reach of interagency collaboration among and between agencies involved with the target population.

In 2013 and 2014, MCAPD continued efforts to strategically address Empathy and Understanding (E&U) feedback. Change management teams, including employees who participated in the E&U sessions, were developed to continue providing improvements that would convey to staff that management values them, is listening to them, and is being empathetic to the challenges they face.

As an agency, the Maricopa County Adult Probation Department (MCAPD) strives to create a more positive and productive work environment by building relationships within the organization and by improving management's empathy and understanding of the problems faced by staff.

In FY2014, 66% of employees participated in the Employee Satisfaction Survey and the overall satisfaction rate shot up to 87.4%.



Adult Probation Statistics FY 2014 Standard and Intensive

ACTIVE PROBATIONERS (Monthly Average)		29,704	
Standard Probation Total		21,482	
<i>Standard Probation</i>	13,385		
<i>Specialized Caseloads</i>	3,640		
<i>Minimum Assessed Risk (MARS)</i>	2,431		
<i>Interstate Compact</i>	742		
<i>Custody Management & Work Furlough</i>	784		
<u>Intensive Probation Total</u>		871	
<u>Compliance Monitoring</u>		6,351	
PRETRIAL SERVICES	<u>FY2013</u>	<u>FY 2014</u>	<u>% Change</u>
<i>Average Number of Defendants</i>	2,274	2,574	2%
ADDITIONAL PROBATION DEPARTMENT ACTIVITY			
	<u>FY 2013</u>	<u>FY 2014</u>	<u>FY13 - FY14 % Change</u>
PRESENTENCE REPORTS	15,353	16,495	7.4%
COMMUNITY SERVICE HOURS	290,650	365,718	25.8%
COLLECTIONS			
<i>Reimbursement</i>	\$78,394	\$80,550	-2.7%
<i>Restitution</i>	\$8,861,122	\$9,483,494	7.0%
<i>Fines/Surcharges</i>	\$9,440,362	\$8,785,198	-6.9%
<i>Probation Fees</i>	\$8,733,153	\$8,643,864	-1.0%
<i>Taxes Paid</i>	\$302,526	\$384,158	27.0%
TOTAL COLLECTIONS	\$27,415,557	\$27,337,265	-.3%

COURT INTERPRETATION AND TRANSLATION SERVICES



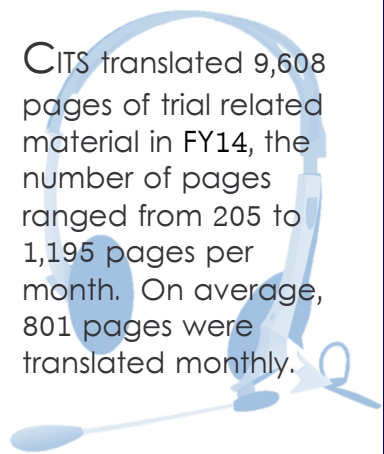
Court Interpretation and Translation Services (CITS) provides language assistance to Limited English Proficient (LEP) court users in all court matters. In addition to usual courtroom duties, CITS provides interpretation for interviews, psychological and custodial evaluations, mediation and other out-of-court matters for justice partners, through an agreement with Maricopa County, which includes the Offices of the Public Defender, Maricopa County Attorney's Office,

and Adult and Juvenile Probation Departments. CITS also provides written translation services. The court now has 51 courtrooms equipped with remote interpreter technology. This technology has significantly reduced mileage expenses and increased interpreter utilization time.

Requests for translation of evidentiary recordings continued to increase. There were 226 requests for translation of materials in FY14, a 25% increase from last fiscal year.



CITS conducted approximately 44,678 Spanish language interpreter matters. American Sign Language requests totaled 807 in FY14.



CITS translated 9,608 pages of trial related material in FY14, the number of pages ranged from 205 to 1,195 pages per month. On average, 801 pages were translated monthly.

Number of Months each Language was Requested

1 month	2 months	3 months	4 months	5 months	6 months	7 months	8 months	9 months	10 months	11 months	12 months	Requested every month during year
Bengali Chamorro Chuj Dari German Haitian-Creole Indonesian Kurdish Mina Tamil Ukrainian Urdu	Armenian Dutch Khmer Oromo Visayan	Czech Ewe Gujarti Kanjobal Krahn Laotian Liberian English Malayalam Mixteco Persian	Lugandan Krio	Chuukese Tigrinya Marshallese Portuguese	Bari Assyrian Cambodian	Grebo	Bulgarian Hebrew Karenni K'iche Kinyarwanda Kunama Punjabi Thai Tongan	Mandingo	Albanian Japanese Mam Tagalog	French Hindi Kirundi Nepali Polish Swahili	Amharic Arabic ASL Bosnian Burmese Cantonese Dinka Farsi Karen Korean Navajo Romanian Russian Serbo-Croatian Mandarin Somali Spanish Turkish Vietnamese	

A total of 77 different languages were interpreted in FY14

FAMILY DEPARTMENT

Family Court conducts How-To Workshops for Child Support Modifications, Stop/Change Orders of Assignments, and Paternity Establishments

Family Court has jurisdiction over dissolution and legal decision making for child support, parenting time, paternity, maternity, and other domestic relations matters. The judicial officers assigned to Family Court adhere to the Rules of Family Law Procedure and Title 25 of the Arizona Revised Statutes. The judicial officers schedule hearings and trials as required to adjudicate all pending matters. In FY14, the Family Court bench scheduled more than 1,863 Temporary Orders hearings, 8,117 Resolution Management Conferences, and conducted more than 2,100 trials. Approximately 6.1% of the cases are contested and require a trial to conclude the matter.

Decree on Demand



The Decree on Demand (DOD) program provides an expedited dissolution process in uncontested matters. Petitioners call the court or schedule a default hearing online. Litigants meet with court staff prior to their

hearing for final review of documents and calculation of child support. Consent Decrees and Stipulated Judgments are also expedited through DOD. During FY14, 8,936 default decrees and 3,331 consent stipulations were signed.



Family Court Conference Center

The Specialty Courts assist litigants seeking to establish, modify or enforce support, enforce parenting time, or change an Income Withholding Order. Post decree and post judgment petitions are resolved at the earliest possible date with minimal court hearings.

Family Court Conciliation Services

Conciliation Services provides conciliation court services, child interviews and mediation for families involved in a dissolution or legal decision making proceedings. Conciliation Services also manages the Parent Information Program (PIP), the Parent Conflict Resolution Class (PCR) and the Access and Visitation program that offers financial assistance for supervised parenting time to qualified parents.

Early Resolution Program

The award winning Uniform Case Management plan was implemented in 2005 and included the development of an Early Resolution Conference (ERC) program. Family Law Case Managers meet with unrepresented litigants to facilitate agreements on division of property, debt, parenting time, child support, legal decision making, and spousal maintenance. If agreements are not reached, the Family Law Case Manager schedules a trial before a judge.

Family Court improved case aging by 6% in FY14.

Median Days	
<u>FY 2013</u>	<u>FY 2014</u>
112	105

79% of litigants are self represented at the time of initial filing.



FY 2014 Family Court Statistics

Filings (F), Terminations (T) and Clearance Rates (CR)

	FY 2013			FY 2014			<i>FY13-FY14</i>		
	<u>Totals</u>			<u>Totals</u>			<u>% Change</u>		
	F	T	CR	F	T	CR	F	T	CR
Dissolution	18,162	18,829	104%	18,041	17,869	99%	-1%	-5%	-4%
Other Case	15,720	14,946	95%	17,718	17,972	101%	13%	20%	7%
Total Pre Decree	33,882	33,775	100%	35,759	35,841	100%	6%	6%	1%
Subsequent Petitions	21,820	31,801	146%	21,328	28,871	135%	-2%	-9%	-7%
TOTAL FILINGS	55,702	65,576	118%	57,087	64,712	113%	2%	-1%	-4%

Active Pending Caseload

	FY 2013	FY 2014	<i>FY13-FY14</i>
	<u>Totals</u>	<u>Totals</u>	<u>% Change</u>
Active Pending Caseload	12,097	12,015	1%

Domestic Violence Statistics

	FY 2013	FY 2014	<i>FY13-FY14</i>
	<u>Totals</u>	<u>Totals</u>	<u>% Change</u>
Domestic Violence: Orders of Protection			
Total Filings	8,298	8,298	0%
Orders Issued	6,591	6,662	1%
Orders Denied	1,707	1,636	-4%
Emergency Orders Issued	77	69	-10%
Domestic Violence: Requests for Hearings to Revoke/Modify Orders of Protection			
Requests	2,268	2,306	2%
Hearings Commenced	1,601	1,680	5%

ALTERNATIVE DISPUTE RESOLUTION

Alternative Dispute Resolution (ADR) provides litigants with an opportunity to participate in a settlement conference prior to trial in Civil, Family and Probate matters. ADR also provides expedited short trials. Cases are referred to ADR by a judicial officer. Judges Pro Tempore and commissioners conduct settlement conferences and short trials.



Judges Pro Tem volunteered a total of 4,297 hours in the ADR Program.

Cases Received and Conferences Set in FY 2014

	<u>Family</u>	<u>Civil</u>	<u>Short Trial</u>	<u>Probate</u>	<u>Total</u>
Cases Received	1,688	1,472	13	21	3,194
Conferences Set	1,482	987	14	17	2,500

Settlement Statistics

	<u>FY 2013</u>	<u>FY 2014</u>	<i>FY13 – FY14 % Change</i>
Full Settlement	1,124	1,387	<i>23%</i>
<i>Percent of Total Conferences Set</i>	<i>52%</i>	<i>55%</i>	<i>3%</i>
Partial Settlement	215	245	<i>14%</i>
<i>Percent of Total Conferences Set</i>	<i>10%</i>	<i>10%</i>	<i>0%</i>
Pro Bono Hours	4,223	4,297	<i>2%</i>



Cradle to Crayons - East Maricopa County Superior Court opened the doors to the second Cradle to Crayons (C2C) Child Welfare Center in September, 2013.

C2C Key Elements:

- ◆ Judicial leadership
- ◆ Expedited court oversight and direction
- ◆ Community coordinators for Judicial divisions
- ◆ Community services resource coordination
- ◆ Dependency treatment court
- ◆ Family time visit coaching
- ◆ Child/Parent psychotherapy
- ◆ Trauma therapy
- ◆ Early childhood education collaborative

JUVENILE DEPARTMENT

Juvenile Court has exclusive original jurisdiction over Maricopa County youth, 17 years of age and under, who violate state or municipal law and any child who is abused, neglected or dependent. Matters heard in Juvenile Court include delinquency cases in which a youth is charged with a crime or a status offense; dependency cases in which a child has been abused or neglected by a parent or other person with care, custody or control of the juvenile; guardianship cases to determine legal guardianship of a child; and adoption.

Cradle to Crayons (C2C)

The Cradle to Crayons (C2C) Child Welfare Program focuses on evidence-based practices to manage and resolve dependency matters. C2C provides for intensive case management and targeted services.

The mission of the Maricopa County Cradle to Crayons Child Welfare Center (C2C) is the removal of barriers for the purpose of integrated service delivery and expedited permanency for infants, young children and their families.

- ◆ Young children entering the child welfare system most often face two key risk factors:

(1) prenatal exposure to alcohol, tobacco and illicit drugs, and (2) early trauma due to abuse, neglect or disruption from their biological families.

- ◆ C2C addresses child maltreatment, substance abuse, domestic violence and parental mental illness. C2C implemented a comprehensive approach that enables courts to address the complex needs of abused and neglected infants and toddlers.

Key elements of C2C are designed to meet the needs of infants and toddlers and their birth parents, foster or kinship families, and other caregivers.



Adoptions Unit

In FY 2014, Juvenile Court launched a new Adoptions Unit, designed to reengineer how the Court grants adoptions. Trained court staff will provide expert customer service to adoptive parents and community partners while also simplifying the adoptions process.

New processes will enhance services by focusing on case flow management in adoptions including expedited fingerprint processing, improved tracking of adoption documents, and dynamically generated court forms such as adoption certificates and orders.

The planning phase of this unique initiative occurred in FY14 under the direction of the Presiding Judge, Juvenile judicial officers and Juvenile Court Administration. The Unit will be conveniently located

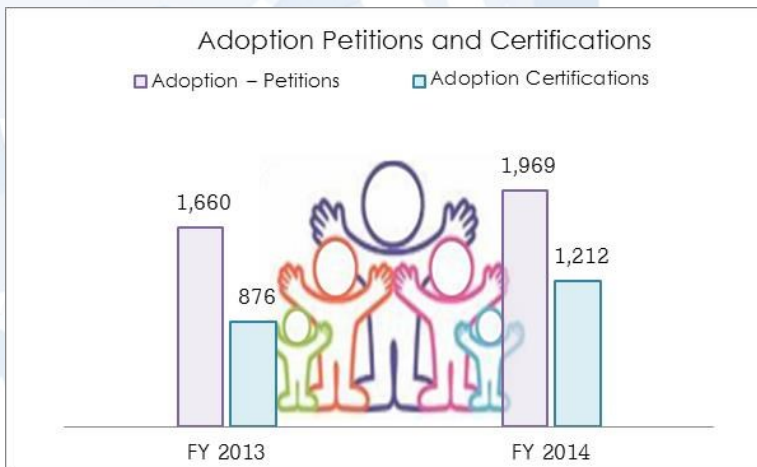
at both the Southeast Juvenile Courthouse and the Durango Juvenile Courthouse. Adoption Best Practices meetings will be held quarterly to continue this forward-thinking momentum and are open to all adoptions community stakeholders. The Adoptions Unit website provides more detailed information about the adoptions processes and also allows interested parties to subscribe to ongoing Adoptions Unit email communications.

National Adoption Day

In November 2013, a total of 300 adoptions were finalized, which helped pave the way for country's second largest National Adoption Day in FY 2014. A total of 297 children were adopted on November 22, 2014. National Adoption Day in Maricopa County is organized by court staff and community volunteers.

Visit the Juvenile Department, Adoption website at:

<http://www.superiorcourt.maricopa.gov/SuperiorCourt/JuvenileCourt/adoption.asp>



The Juvenile Offense Information Intake Unit processed 12,340 referrals and 4,556 citations, ensuring safe communities and streamlined justice.



CASA of Maricopa County's recruitment campaign, "Advocate, Don't Wait" succeeded in recruiting, training and assigning cases to 152 new CASA volunteers.

Juvenile Court offers student internships. Contact Juvenile Court Administration for more information.

Community Services Unit

The CSU provides services and alternatives to detention. In FY14, the CSU assisted 5,803 customers and provided 104 judicial officer staffings.

Juvenile Legal Assistance Program

The Juvenile Legal Assistance Program (JLAP), a partnership between Juvenile Court and ASU's Sandra Day O'Connor College of Law and the Volunteer Lawyer's Program. In FY14, JLAP assisted 176 unrepresented litigants.

Restoration Education

Educators spend one-on-one time with juveniles that are found to be incompetent but restorable. During FY14, competency rate 78%.

Status Offense and Citation Court

In FY14, 102 juveniles were seen in Status Offense Court. In FY14, 142 juveniles were seen in Citation Court.

Court Appointed Special Advocates (CASA)

CASA of Maricopa County provides specialized volunteer services to abused and

neglected children. The court-appointed volunteers ensure the needs of dependent children are met by helping navigate through the legal and social service systems. CASA volunteers work with each child until he/she is placed in a safe, permanent home. During FY14, 579 CASA volunteers advocated for the rights and safety of 546 children.

Court Guides

The Juvenile Court Guides are the "ambassadors" of the Court for community members attempting to navigate the Juvenile Court system. They review guardianship forms for accuracy and completeness and review the steps of obtaining a hearing date. In FY14, the court guides assisted more than 7000 customers.

Crossover Youth

Juvenile Court operates numerous problem solving courts. The Crossover Youth Practice Model Court was initiated to address the challenges of youth involved in both the dependency and delinquency justice systems

Juvenile Statistics

Counts of Petitions and Juveniles

New Filings (F), Terminations (T) and Clearance Rate (CR)

	FY 2013*			FY 2014			FY13-FY14		
	Totals			Totals			% Change		
	F	T	CR	F	T	CR	F	T	CR
Delinquency Petitions	5,287	4,863	92%	4,586	4,648	101%	-13%	-4%	10%
Delinquency Citations**	630	644	102%	432	479	111%	-31%	-26%	8%
Delinquency – VOP	1,634	1,437	88%	1,468	1,502	102%	-10%	5%	16%
Dependency – Petitions	3,496	2,721	78%	4,216	2,176	52%	21%	-20%	-34%
Dependency – Juveniles	5,879	4,146	71%	7,307	4,503	62%	24%	9%	-13%
Guardianship – Petitions	1,932	2,438	126%	2,240	2,091	93%	16%	-14%	-26%
Guardianship – Juveniles	2,695	3,511	130%	3,390	3,196	94%	26%	-9%	-28%
Guardianship – Existing**	10,862	n/a	0%	11,665	n/a	0%	7%	n/a	0%
Adoption – Petitions	1,660	1,487	90%	1,969	1,889	96%	19%	27%	7%
Adoption – Juveniles	2,315	2,071	89%	2,656	2,573	97%	15%	24%	8%
Adoption Certifications	876	1,079	123%	1,212	1,210	100%	38%	12%	-19%
Severance – Petitions	764	752	98%	840	784	93%	10%	4%	-5%
Severance – Juveniles	1,017	1,128	111%	1,108	1,048	95%	9%	-7%	-15%
Severance – Motions*	1,282	1,911	149%	1,563	3,304	211%	22%	73%	42%
Emancipation – Pet'ns/Juv's	24	14	58%	21	22	105%	-13%	57%	80%
Relinquishments – Pet'ns/Juv's	5	5	100%	1	-	0%	-80%	0%	0%
Relinquishments – Juveniles	5	5	100%	1	-	0%	-80%	0%	0%
ICWA Relinquishments – Pet'ns	10	7	70%	2	1	50%	-80%	-86%	-29%
ICWA Relinquishments –Juv's	10	7	70%	2	1	50%	-80%	-86%	-29%
Injunctions Against Harassment	50	47	94%	67	66	99%	34%	40%	5%
TOTAL FILINGS – PETITIONS*	17,652	17,405	99%	18,617	18,172	98%	5%	4%	-1%
TOTAL FILINGS – JUVENILES*	21,706	20,863	96%	23,813	22,552	95%	10%	8%	-1%

* Revised data for FY 2013

**New Categories



Juvenile Probation operates Teen Court diverting youth from formal court processes.

JUVENILE PROBATION DEPARTMENT

Juvenile Probation (MCJPD) is a restorative justice department where enhancing public safety through evidence-based practices is a goal for every employee.

Empowering Kids

JPD embraces the platform of inspiring, empowering, and transforming kids, to ensure department practices have a positive youth developmental focus through positive communication with probationers and families.

Detention Alternatives Initiative (JDAI)

The department was selected as the site to study the use of detention for children. This study will result in comprehensive system changes.

Drug Diversion

The Drug Diversion Program goal is to reduce drug use by providing life skills. During FY14, 1,295 juveniles were assigned and 1,302 juveniles successfully completed the Program.

Cross-over Youth Practice Model (CYPM)

The Department was selected as the model site in 2013. The goal is to improve outcomes and reduce involvement for youth involved in the both delinquent and dependency systems. In FY14, a specialized dually involved case-load was developed. In addition, JPD partnered with Department of Children Services to streamline case management and case processing practices.

Visit Juvenile Probation website for more information.



Safe Schools

In FY14, Probation officers taught 1,431 hours of law-related education to the students attending a school served by a Safe School Juvenile Probation Officer.

Transforming Juveniles through Successful Transition (TJST)

The mission of this program is to increase the number of juveniles successfully reintegrated into the community, after release from detention. As of June 2014, TJST is actively serving 136 juveniles.

Detention-Durango and Southeast

No Mechanical Restraints

In March 2014, JPD amended their policy for transport-

ing youth to and from court to cease the use of mechanical restraints. As of August 2014, 1,000 youth have been transported safely.

Detention Room Checks

The Department implemented a electronic system of monitoring youth. In addition to enhancing safety, the new system cuts back on paper processes and improves management practices.

Detention Programming

JPD offers a variety of research based opportunities for youth to develop skills necessary to succeed outside of Detention.



93 TJST juveniles have obtained their high school diploma or GED, or currently employed.



<http://www.superiorcourt.maricopa.gov/JuvenileProbation/index.asp>

Juvenile Probation Department

	FY 2013 <u>Totals*</u>	FY 2014 <u>Totals</u>	<i>FY13 - FY14 % Change</i>
JUVENILE POPULATION (US Census estimates)			
County Population under 18 years old	1,028,018	1,048,579	-2%
County Population age 8 through age 17	566,693	578,026	-2%
REFERRALS			
Incorrigibility/Delinquent Complaints	21,488	18,272	-15%
Juveniles Involved	15,549	13,448	-14%
Complaints per Juvenile	1.38	1.36	-1%
DISPOSITIONS			
Juveniles Placed on Standard Probation	2,496	2,184	-13%
Juveniles on Standard Probation (year end)	2,462	2,178	-12%
Juveniles Placed on JIPS	402	374	-7%
Juveniles on JIPS (year end)	270	227	-16%
Committed to DYC	293	240	-18%
DETENTION			
Juveniles Brought to Detention	7,227	6,698	-7%
Detained	5,352	4,873	-9%
<i>Average Daily Population</i>	217	190	-12%
<i>Average Days of Detention</i>	14.6	14.0	-4%
Electronic Technological Surveillance (JETS)	2,075	2,247	8%
<i>Average daily population</i>	171	172	1%
<i>Average days of home detention</i>	32	31	-3%
Detention Alternative Care	239	181	-24%

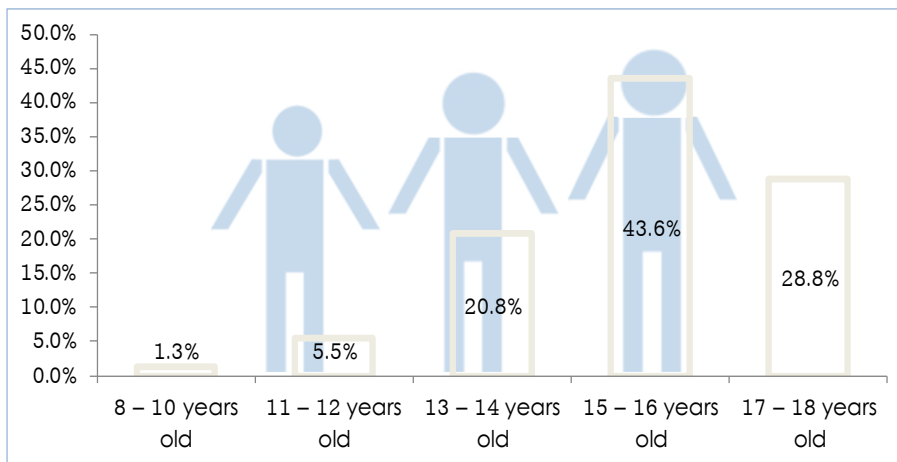
* Updated totals.

Juvenile Probation Department

	FY 2013 <u>Totals*</u>	FY 2014 <u>Totals</u>
TYPE OF JUVENILE OFFENSE (% to total)		
Felonies Against Person	5%	6%
Felonies Against Property	7%	7%
Obstruction of Justice	9%	9%
Misdemeanors Against Person	9%	9%
Drug Offense	12%	12%
Disturbing the Public Peace	25%	25%
Misdemeanors Against Property	18%	18%
Status (i.e. Truancy or Curfew)	15%	13%
Administrative Hold	.4%	.4%
GENDER		
Male	68%	69%
Female	32%	31%



AGE AT TIME OF COMPLAINT



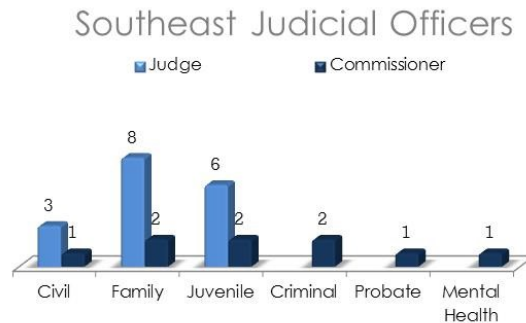
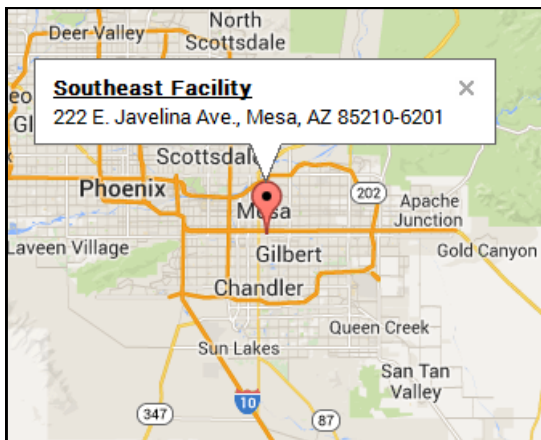
* Updated totals.

REGIONAL COURTS

The Regional Courts are designed to bring the court to the people and reduce the time and travel required to attend court or obtain services in downtown Phoenix.

Southeast

Located in Mesa, Arizona, operates both adult and juvenile courts and served 429,354 visitors in FY14. Services include Self Service Center, a Protective Order Center, Law Library, Child Support Modification and Paternity workshops, High Conflict Resolution classes and, Family Court Decree on Demand. Adult Probation also provides services in this facility.



Southeast Statistics

FY 2013 – FY 2014

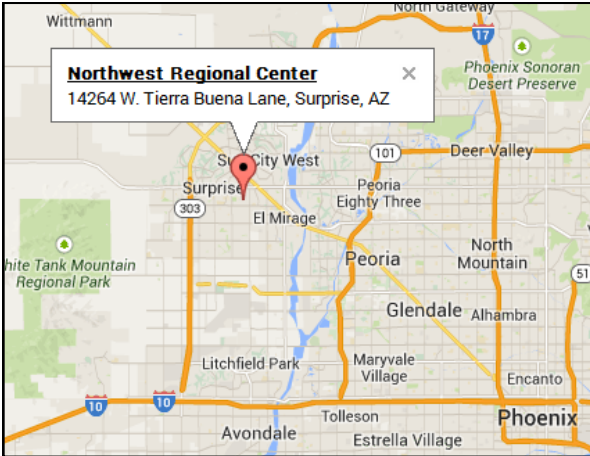
New Case Filings

	<u>FY 2013</u>	<u>FY 2014</u>	<i>FY13 – FY14 % Change</i>
Family Court*	10,051	10,770	7%
Criminal Court	7,431	9,653	30%
Civil Court	3,064	3,144	3%
Juvenile Court*	7,840	7,217	-8%
Probate	1,142	1,072	-6%
TOTALS	29,528	31,856	8%

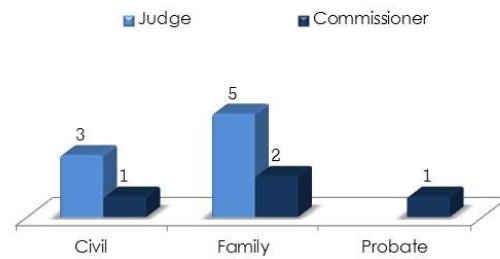
* Revised data for FY 2013

Northwest

Northwest Regional Court Center, located in Surprise, Arizona, is home to Superior Court and Justice Courts. It served over 173,039 visitors in FY14. Services include Self Service Center, Child Support Modification workshops, and a Protective Order Center. Adult Probation also utilizes the facility to provide services.



Northeast Judicial Officers



Northwest Statistics
FY 2013 – FY 2014

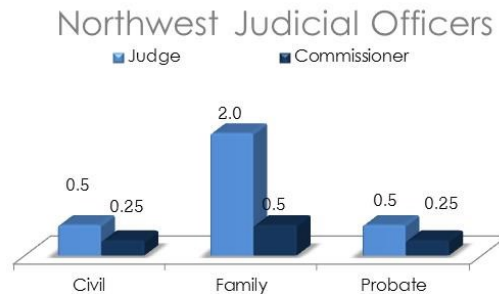
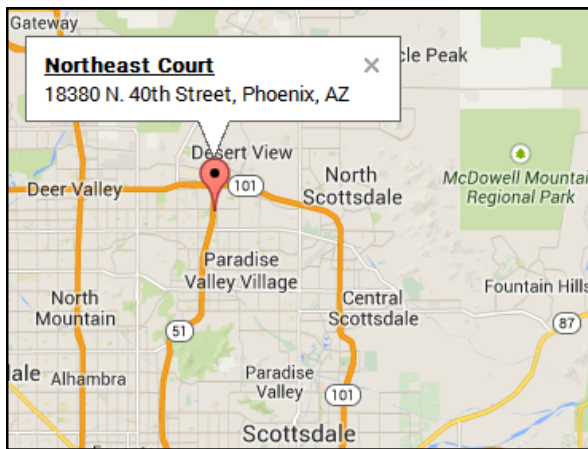
New Case Filings

	<u>FY 2013</u>	<u>FY 2014</u>	<i>FY13 – FY14 % Change</i>
Family Court*	582	342	-41%
Civil Court*	3,284	3,523	7%
Probate Court	773	720	-7%
TOTALS	4,639	4,585	-1%

* Revised data for FY 2013

Northeast

The Northeast Regional Court Center is a modern courthouse that hosts both Superior Court and Justice Courts. In FY14, a total of 278,576 people visited this facility. Services include Child Support Modification workshops and High Conflict Resolution classes, Self Service Center, Family Court Decree on Demand, and a Protective Order Center. In addition, Adult Probation Officers utilize the facility to provide services.



Northeast Statistics

FY 2013 – FY 2014

New Case Filings

	<u>FY 2013</u>	<u>FY 2014</u>	<i>FY13– FY14</i> <u>% Change</u>
Family Court*	3,345	3,199	-4%
Civil Court*	6,905	7,062	2%
Probate Court	1,358	1,266	-7%
TOTALS	11,608	11,527	-1%

* Revised data for FY 2013

LAW LIBRARY

The Court Law Library's primary function is to provide research support to the community, self-represented litigants and attorneys. Patrons have access to case law, statutes and secondary source materials.

Resources

The Library provides access to electronic resources and offers innovative research resources and technologies, including:

- Westlaw Patron Access
- HeinOnline
- LoisLaw

Reference and Information Services

RIS staff respond to a range of service requests from various sources – judicial officers, court administration, attorneys, government agencies, inmates and other public users.

Interlibrary Loan Services

The Library provides an interlibrary loan service. This includes borrowing items on behalf of patrons, as well as lending items to other institutions. During FY14, the Library processed 216 requests to other libraries.

Law Library Electronic Resources

During FY14, the law library remodeled the SE Regional Court location in conjunction with implementation of the electronic law library. In keeping with the swift pace of technology, the law library is modernizing to provide timely, newly published resources to the public. This effort will help with the Library's reengineering efforts downtown.

Please visit the Law Library's website at:

<http://www.superiorcourt.maricopa.gov/lawlibrary>

Looking forward to FY 15

The Law Library and Self Service Center will combine their efforts to better service our customers. The LLRC will provide services to self-represented litigants, the community and members of the bar. The employees are representatives that have a comprehensive understanding of the judicial process.

Patrons will experience effective customer service that will assist them through their court process using a variety of educational methods:

- *Legal Research and Education Services*
- *Forms Assistant Programs*
- *Step-by-step explanation of court process*
- *Educational videos*

Introduction of the New Electronic Law Library
The electronic Law library will have a collection of electronic resources to assist customers with research. These services will provide access to a wide variety of law reports, statutory material and secondary sources.

In FY14, the Protective Order Center provided assistance to 20,801 litigants.



The Self-Service and Protective Order Centers are located at the following court locations:

- Downtown Superior Court Complex
- Northeast Regional Court Center
- Southeast Regional Court Center
- Northwest Regional Court Center

Protective Order Center

The Protective Order Center provides a user-friendly, interactive computer software program to complete petitions for protective orders, including Orders of Protection, Injunctions against Harassment and Injunctions against Workplace Harassment. Court forms to Object to or Request a Hearing on a Protective Order are also available. Staff are available to explain and answer procedural questions. Brochures, flyers and information about community services, shelters and safety planning are also available.

Walk-in appointments with a Domestic Violence Advocate from a local shelter are also available within the Center.

Self-Service Center

The Self-Service Center offers court forms, instructions and information to those who are representing themselves in Civil, Probate, Juvenile, Family, or Justice Court matters. The center has hundreds of legal forms available in English and Spanish. All forms are in fillable format. Some family court forms are also available through ezCourtForms, a quick and easy user-friendly interactive computer software program. In FY14, the Center served 171,225 citizens.

Self-Service Center Forms Distributed in FY 2014

Family	29,119
Probate	4,023
Juvenile	2,489
Justice Court	2,783
Civil	1,617
Service Packets	2,881
Deferral/Waiver Packets	8,886
Others *	19,848
Total Forms Distributed**	71,623



* Includes packets for Subpoenas, Powers of Attorney, blank motion forms, stipulation forms, criminal, and individual forms printed at a Self-Service Center Counter.

** Statistics do not include forms and packets downloaded from the Self-Service Center website or forms generated through ezCourtForms.

OFFICE OF THE JURY COMMISSIONER

The Office of the Jury Commissioner is responsible for assembling a pool of qualified jurors who are a representative cross-section of the community. The Jury Office summons jurors for Superior Court, Justice Courts, City Courts, and both the State and County Grand Juries. The Jury Office's alternative summoning plan minimizes commute times for most jurors while still maintaining a random and fair demographic selection process. Jurors who appear for service but are not selected for a trial are excluded from being summoned again for 18 months; jurors selected to serve on a trial are excluded from being summoned again for two years.

Summoned Jurors	
Superior Court	513,364
City Courts	119, 798
Justice Courts	84,986
County Grand Jury	2,498
State Grand Jury	600
Total	601,448

Juror Convenience

Citizens summoned for Jury Duty can qualify for duty or seek postponement online, or by calling 602-506-5879. Questions can be emailed to jury@superiorcourt.maricopa.gov. The Jury Office also has available two electric scooters for jurors that need extra assistance getting from the Jury Assembly Room to the court location they are assigned.

Jury Court

In an effort to improve poor response and appearance rates the Jury Office conducts quarterly "Jury Courts" where jurors who failed to appear after being summoned three times are ordered to appear before a Judge and explain why they failed to respond to a court order. Jurors who willfully disobey a jury summons can be fined up to \$500, as well as being required to complete their jury service. These hearings are expected to be held quarterly.

<http://www.superiorcourt.maricopa.gov/JuryServices/>

FY14, the Jury Office paid \$916,668 in juror pay and \$2.4 million in juror mileage. During FY13, a total of \$446,935 was paid to jurors from this fund.

The jury office receives




and answers approximately 6,800 emails a year, and 130,000

phone calls,



as well as processing 52,471 jurors to the

downtown location alone.



During the Fiscal Year, the Arizona Supreme Court adopted a new version of Rule 122 regarding cameras in the Courtroom. As a result, the media office established new procedures and protocols on how to manage high profile court events that are covered by the news media.

MEDIA RELATIONS

The Media Relations Department provides internal and external communication services for Superior Court and Adult and Juvenile Probation.

The Department:


- Responds to public records requests from media
- Produces videos of court events and topics for YouTube and the Court's website
- Monitors media coverage, handles all media inquiries and requests and tracks high profile cases/media issues
- Writes, edits and maintains public information on the court's website
- Develops press releases and issues media alerts
- Creates, writes and edits Court publications
- Coordinates and manages publicity for community relations programs
- Trains judges, commissioners, court staff and others on media issues
- Posts late-breaking court news and community outreach efforts on Facebook and Twitter
- Plans and organizes special events throughout the year
- Produces and posts video footage of high-profile cases to the court's website

Media Relations Statistics

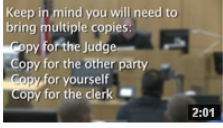
	FY 2013 <u>Totals</u>	FY 2014 <u>Totals</u>
News Releases and Articles	53	82
News Flashes	618	603
Media Trainings	9	9
News Clips	3,312	3,196
Cameras in the Courtroom	476	523
Initial Appearance Requests	1,616	1,523
Other Information Requests	590	570
Web Broadcast	126	129
Tweets	2,183	1,306
Facebook Entries	219	198
Courthouse Experience Tours	917	1,252




In FY14, the Media Relations Department produced 17 videos designed to keep the public informed of court related subjects and provide another avenue of assistance for self-represented litigants. Below are a few of the videos the public can find on the court's website.




National Adoption Day 2013 Wrap-Up
8 months ago • 346 views
Amy Flannagan, along with hundreds of other parents, adopted a child this National Adoption day. Check out to this video to see all the fun that took place.




Be Prepared to Represent Yourself in Court
8 months ago • 482 views
If you're representing yourself in court, make sure you come to the courthouse prepared. Check out this video to be certain you have everything you need.




C2C : Cradle to Crayons
9 months ago • 503 views
In less than two years, the Juvenile court, with the aid of its partner, Maricopa County, has revolutionized the treatment of infants and toddlers in the child welfare system.




Logging Off: How to Avoid Juror Misconduct
10 months ago • 469 views
In the technology era, including social media, jurors face new challenges when serving on a jury. With information at their finger tips, jurors must be cautious of electronic



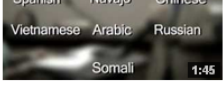
Meet the Flanagans: National Adoption Day 2013
11 months ago • 947 views
Amy Flanagan is a busy and loving mother of seven. She has one biological son, five adopted children and will be adopting one more child on National Adoption Day. Check out



The Future of Court Technology: iCISng - The Next Generation
1 year ago • 486 views
The future is now: iCISng is revolutionizing Superior Courts' management and processing of court cases. This forward-thinking and efficient technology allows the Court to keep up



Family Court Workshops
1 year ago • 442 views
The Family Court Department conducts free workshops for the following processes:
•Establishment of Paternity, Legal Decision Making (Custody), Parenting Time and Child



How To: Get a Court Interpreter
1 year ago • 283 views
Including but not limited to...
Spanish Navajo Chinese
Vietnamese Arabic Russian
Somali

In FY14, the Media Relations Department launched successful media campaigns promoting the Court's innovative programs, including:

- ★ Cradle to Crayons
- ★ National Adoption Day
- ★ Re-unification Day
- ★ Probate Court
- ★ Law Day
- ★ Arizona StandDown



facebook.

twitter

Facebook & Twitter
To meet the growing demand for public information and to better connect with the public, the Court established Facebook and Twitter pages.

The Court joined Facebook on Feb. 23, 2010.

<http://twitter.com/courtpio>

COURT TECHNOLOGY SERVICES



Court Technology Services (CTS) provides efficient, innovative, cutting edge technology support for the Superior Court, Justice Courts, Adult Probation Department, and Juvenile Probation Department.



All Civil, Probate, Family Court and Juvenile Divisions utilize digital recording for the official record of proceedings.

Software Projects

Case Management System (iCISng)

- Criminal Phase I planned for 3/30/15 delivery
- Probate Phase I – 10/30/15
- Others to follow

eSearchWarrants

- Used by ~15 police departments
- Working with DPS for Maricopa County usage

ePTR

- All Judicial Branch probation
- Increase in community safety
- Decrease in response time from greater than 1 week to less than 2 days
- Currently, we average 65 of these per day

Infrastructure Projects

Data Center Modernization

- New Storage Array (150 TB)
- Moving to total virtualization

Continuity of Operations

- Evaluating offsite colocation
- Aiming towards geographically-dispersed data-center

User IT Modernization

- Blackberry phase-out
- iPhone / Samsung Galaxy phase-in
- Updating workstations to Windows 7, ie 11 (Requires additional maintenance of old case management software)

Other Projects

- ◇ AOC / CCI
- ◇ Justice Courts EDMS
- ◇ Continued expansion of EDMS for all civil case filings to all Justice Courts
- ◇ Juvenile Accountability Block Grant (JABG)

SNAPSHOT

ELECTRONIC RECORDS SERVICES

Courtroom Technology and Electronic Records Services departments are responsible for operational management of a variety of courtroom-based technologies and facilitating the production of copies and transcripts where digital recordings constitute the official record of proceedings. The Trial Courts Courtroom Technology Group employs a variety of digital tools to facilitate digital presentation of evidence to the Court and to the jury, including:

- Digital recording systems providing the official record of proceedings via audio and video recording in lieu of a court reporter
- Digital evidence presentation –
- Large format display via flat panel monitors or projected imagery
- Infrared assistive listening systems
- Video conferencing
- Remote language interpretation technologies

Additionally, Electronic Records Services record and archive court hearings. Currently there are 168 audio/video digital recording systems in courtrooms and hearing rooms in the Maricopa County Courts. Nearly 700 requests are made monthly for copies of digital recordings and transcripts. During FY2014, Electronic Records Services fulfilled 8,040 total requests.

2014 Photo Highlights



HUMAN RESOURCES

The Department of Human Resources provides support services to the judiciary and its staff. Services include administration of Payroll; Compensation and Benefits; Staffing and Recruiting; Employee Development; and Employee Relations.


During FY14, the average employee turnover within the Judicial Branch was 11.19%. The total annual hours worked was 5,348,838. In March, 2014 Superior Court implemented new Classified Personnel Rules. By the end of Fiscal Year 2014, 113 Superior Court employees were covered by the new rules.

Payroll

Judicial Branch Human Resources manages payroll operations for all employees of the Superior Court, Adult Probation, Juvenile Probation, and Justice Courts. Twenty-six times per year, the payroll unit audits employee time and expense records and issues over 3,200 paychecks per pay period via Maricopa County's Automated Data Processing (ADP) system.

Compensation and Benefits

Judicial Branch Human Resources collaborates with the Maricopa County Office of Management & Budget and Human Resources departments to manage the employee compensation and benefits programs. In FY14, merit increases were awarded to eligible employ-



In FY14, the Judicial branch issued merit increases to all eligible employees.

Judicial Branch	Total Employees
Superior Court	1,195
Superior Court Judges	95
Superior Court Commissioners	59
Adult Probation Department	1,091
Juvenile Probation Department	604
Justice Courts	386

Staffing and Recruiting

Judicial Branch Human Resources is tasked with developing strategies and procedures to find and retain talent to fill a variety of positions. Staffing and Recruiting consults with and advises the department hiring authorities on recruiting strategies, posts advertisements, and certifies job applicants as eligible for posted vacancies. HR manages all positions in the court to ensure proper classification of positions and equitable placement of employees in salary range.

During FY14, Staffing and Recruiting processed 139 internal promotions and hired 422 external candidates. At the end of the fiscal year, the Judicial Branch had 3,276 funded positions with Superior Court

having 1,195; Adult Probation Department having 1,091; Juvenile Probation Department having 604; and Justice Courts having 386.

Employee Development

Judicial Branch Human Resources provides services and support for employee development. Formal classes such as New Employee Orientation, Communication, Ethics, Job Knowledge and Computer Skills training are offered. The department also conducts and coordinates many specialized classes.

In Fiscal Year 2014, all employees of the Judicial Branch met the annually required 16 hours of training determined by COJET (Committee On Judicial Education and Training).



1,500 In FY14, over 1,500 classes were offered by Employee Development.



146 courses were offered in various electronic formats, thus reducing travel time and maximizing court employees work hours.

JUSTICE & LAW ENFORCEMENT JOBS

Justice, law enforcement and legal professionals employed by Maricopa County and by the Judicial Branch of Arizona, Maricopa County are offered the opportunity to achieve professional success and long-term, fulfilling careers while facilitating the implementation of due process by ensuring parties receive justice through the legal system when they are injured by the negligence or misconduct of others, by enforcing the standards of conduct necessary to protect individuals and achieve community justice while preventing and controlling crime, or providing services to ensure vulnerable citizens have their vital affairs appropriately managed and protected.

- Superior Court
- Adult Probation
- Juvenile Probation
- Justice Courts

Please visit: <https://jobs.maricopa.gov/justice-and-law-enforcement-jobs#superior>

“EQUAL JUSTICE UNDER LAW”



Superior Court of Arizona
for Maricopa County

For further information contact:
Diana R. Hegyi, Director
Research and Planning Department
125 West Washington, 5th Floor, Phoenix, Arizona 85003
superiorcourt.maricopa.gov

Special thanks to Mary Byrnes for the design and production of the annual report.

Disclaimer: Department totals reflected are current as of this publication, adjustments may occur post-publication.